

### 2.6.2 CO & PO Attainment

#### Index

S.R. No.	Name of the Programme	Page No
1	Bachelor of Commerce	2
2	Bachelor of Commerce (Accounting and Finance)	3
3	Bachelor of Commerce (Banking and Insurance)	4
4	Bachelor of Commerce (Financial Markets)	5-6
5	Bachelor of Arts(Multimedia and Mass Communication)	7-10
6	Bachelor of Science (Information Technology)	11
7	Bachelor of Management Studies	12

Smt. Durgadevi Sharma Charitable Trust



# ACADEMIC YEAR 2022 – 2023

2.6.2\_1. Attainment Evaluation of Course Outcomes

# **Course Outcome Attainment Evaluation (B.COM)**

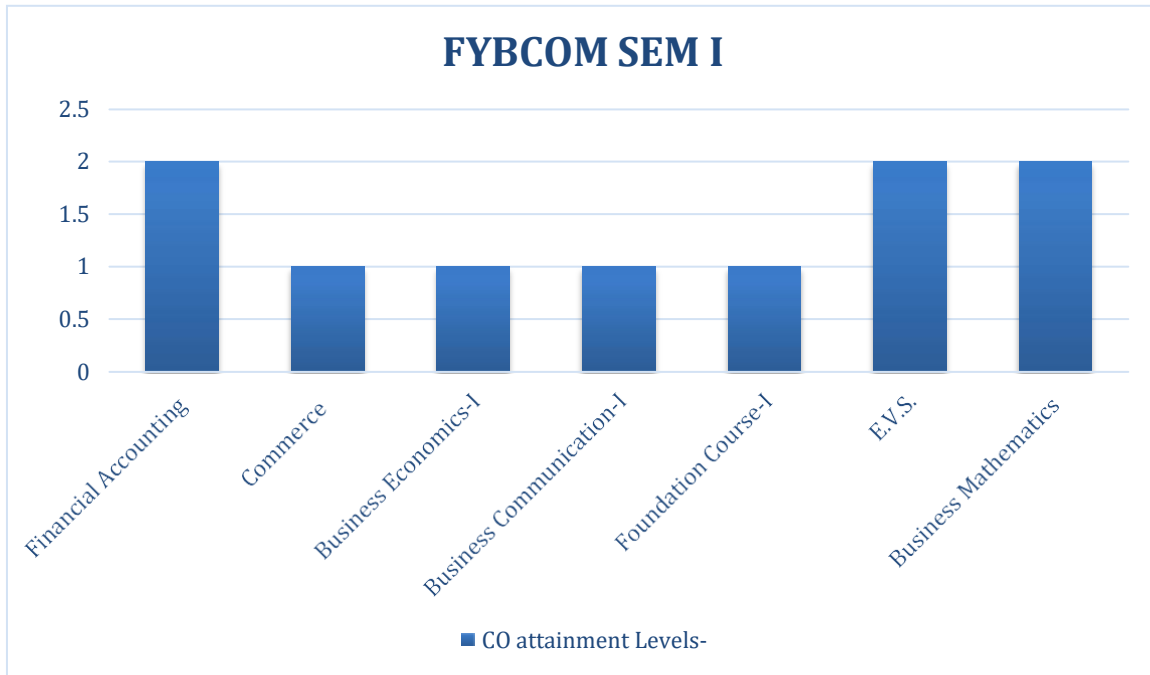
Academic Year	2022-23	Class	FYBCOM
Program	Bachelor of Commerce	SEMESTER	I
Total Number of Students	149		

No. of Students Attained COs							
Course	Financial Accounting	Commerce	Business Economics-I	Business Communication-I	Foundation Course-I	E.V.S.	Business Mathematics
No. of Students with marks > 40	86	35	60	55	25	81	80
CO Attainment Percentage= (No. of Student get ) > 40/ Total no of Students)*100							
Course	Financial Accounting	Commerce	Business Economics-I	Business Communication-I	Foundation Course-I	E.V.S.	Business Mathematics
CO Attainment Percentage	57.71	23.49	40.26	36.91	16.78	54.36	53.69

Attainment Level	1	2	3	4
Criteria	40 % 50%	51% to 60%	61% to 70%	More than 70%

Course	Financial Accounting	Commerce	Business Economics-I	Business Communication-I	Foundation Course-I	E.V.S.	Business Mathematics
CO Attainment Percentage	57.71	23.49	40.26	36.91	16.78	54.36	53.69
CO attainment Levels-	2	1	1	1	1	2	2

Average = 1.42



**Hence, the attainment level is Level 1.42 and the set target level is level 3. To bridge this gap, we conducted remedial lectures and Conducted a PPT presentation.**

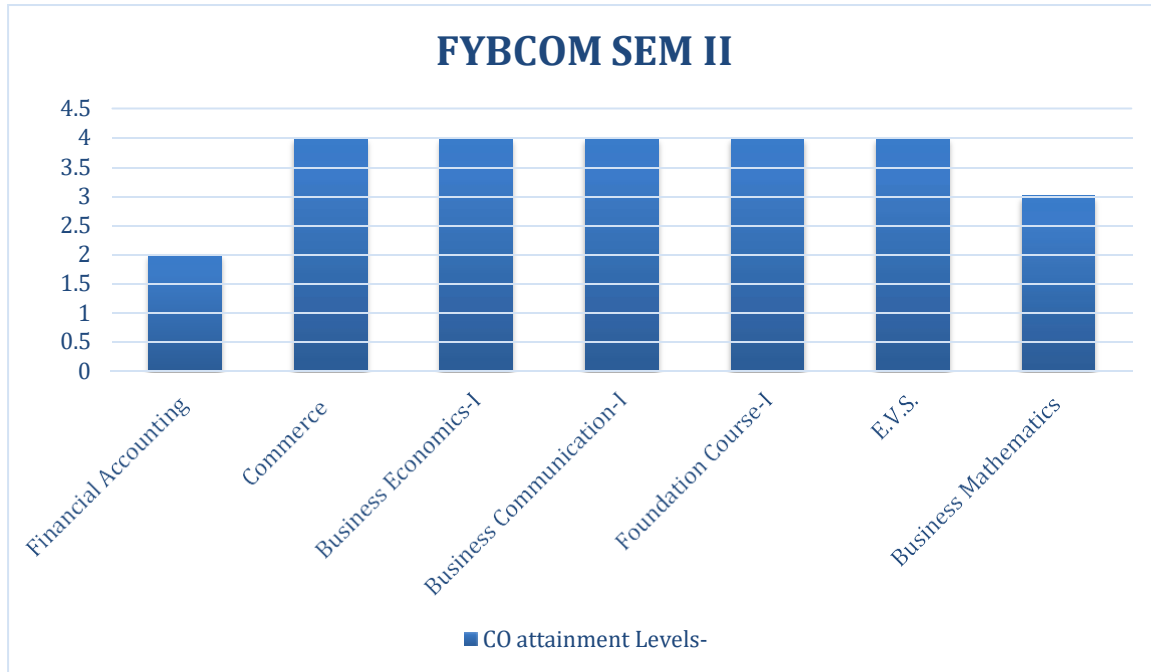
Academic Year	2021-22	Class	FYBCOM
Program	Bachelor of Commerce	SEMESTER	II
Total Number of Students	148		

No. of Students Attained COs							
Course	Financial Accounting	Commerce	Business Economics-I	Business Communication-I	Foundation Course-I	E.V.S.	Business Mathematics
No. of Students with marks > 40	116	128	125	120	121	119	88
CO Attainment Percentage= (No. of Student get ) > 40/ Total no of Students)*100							
Course	Financial Accounting	Commerce	Business Economics-I	Business Communication-I	Foundation Course-I	E.V.S.	Business Mathematics
CO Attainment Percentage	78.38	86.49	84.46	81.46	81.76	80.41	59.46

Attainment Level	1	2	3	4
Criteria	40 % 50%	51% to 60%	61 % to 70%	More than 70%

Course	Financial Accounting	Commerce	Business Economics-I	Business Communication-I	Foundation Course-I	E.V.S.	Business Mathematics
CO Attainment Percentage	78.38	86.49	84.46	81.46	81.76	80.41	59.46
CO attainment Levels-	4	4	4	4	4	4	2

**Average = 3.71**



**Hence, the attainment level is Level 3.71 and the set target level is level 3.  
Therefore, the course outcome is fully attained.**

Academic Year	2022-23	Class	FYBCOM
Program	Bachelor of Commerce	SEMESTER	III
Total Number of Students	135		

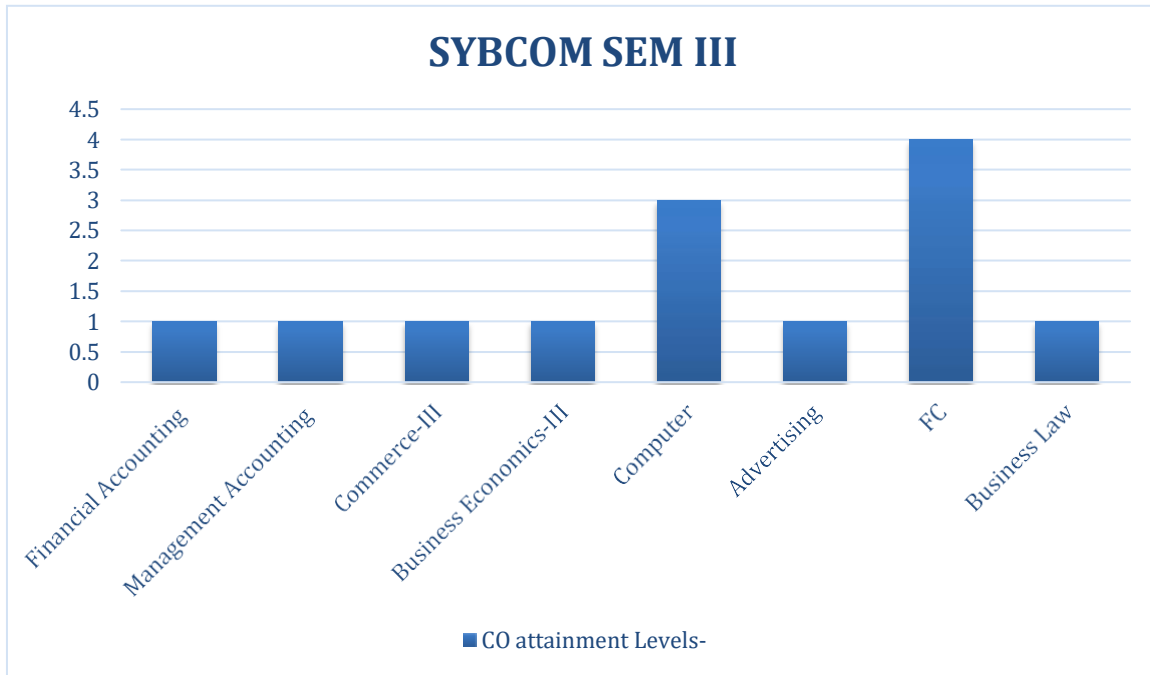
No. of Students Attained COs								
Course	Financial Accounting	Management Accounting	Commerce-III	Business Economics-III	Computer	Advertising	FC	Business Law
No. of Students with marks > 40	47	60	45	20	26	42	98	35
CO Attainment Percentage= (No. of Student get ) > 40/ Total no of Students)*100								
Course	Financial Accounting	Management Accounting	Commerce-III	Business Economics-III	Computer	Advertising	FC	Business Law
CO Attainment Percentage	36.43	45.45	34.09	15.27	61.90	46.67	73.68	26.72

Attainment Level	1	2	3	4
Criteria	40 % 50%	51% to 60%	61% to 70%	More than 70%

Course	Financial Accounting	Management Accounting	Commerce-III	Business Economics-III	Computer	Advertising	FC	Business Law
CO Attainment Percentage	36.43	45.45	34.09	15.27	61.90	46.67	73.68	26.72
Co Attainment Level	1	1	1	1	3	1	4	1

**Average = 13/8 = 2**





**Hence, the attainment level is Level 2 and the set target level is level 3. To bridge this gap, we conducted remedial lectures and Conducted a PPT presentation.**

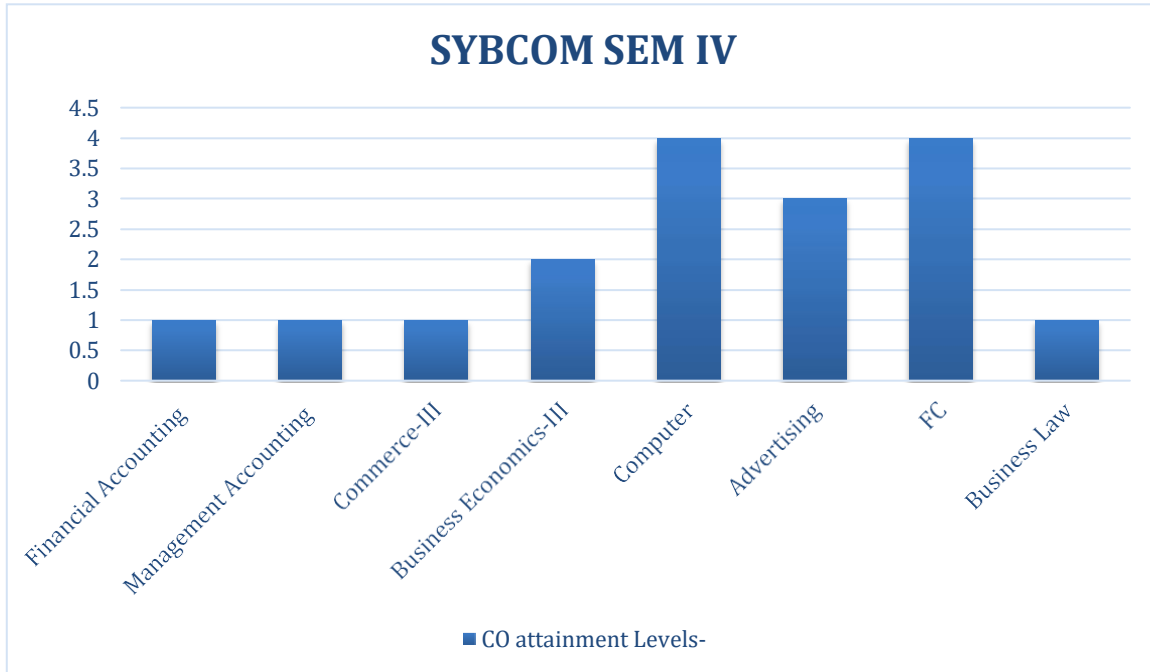
Academic Year	2022-23	Class	FYBCOM
Program	Bachelor of Commerce	SEMESTER	IV
Total Number of Students	135		

No. of Students Attained COs								
Course	Financial Accounting	Management Accounting	Commerce-III	Business Economics-III	Computer	Advertising	FC	Business Law
No. of Students with marks > 40	44	59	57	68	39	58	114	41
CO Attainment Percentage= (No. of Student get ) > 40/ Total no of Students)*100								
Course	Financial Accounting	Management Accounting	Commerce-III	Business Economics-III	Computer	Advertising	FC	Business Law
CO Attainment Percentage	34.11	45.74	44.53	52.31	90.70	66.67	84.44	31.78

Attainment Level	1	2	3	4
Criteria	40 % 50%	51% to 60%	61 % to 70%	More than 70%

Course	Financial Accounting	Management Accounting	Commerce-III	Business Economics-III	Computer	Advertising	FC	Business Law
CO Attainment Percentage	34.11	45.74	44.53	52.31	90.70	66.67	84.44	31.78
Co Attainment Level	1	1	1	2	4	3	4	1

**Average = 17/8 = 2.13**



**Hence, the attainment level is Level 2 and the set target level is level 3. To bridge this gap, we conducted remedial lectures and Conducted a PPT presentation.**

Smt. Durgadevi Sharma Charitable Trust



# ACADEMIC YEAR 2022 – 2023

Smt. Durgadevi Sharma Charitable Trust



2.6.2\_2. Attainment Evaluation of Programme Outcomes

# **Programme Outcome Attainment Evaluation (B.COM)**

Smt. Durgadevi Sharma Charitable Trust



### **Programme Outcome Attainment Level**

Level 1 : Greater than 0 less than 1= Average

Level 2: Greater than 1 less than 2= Good

Level 3: Greater than 2 less than 3= Very Good

Level 4: More than 3 = Excellent

PO attainment = 80% (Average attainment level by Direct method)

+

20% (Average attainment level by Indirect Method)

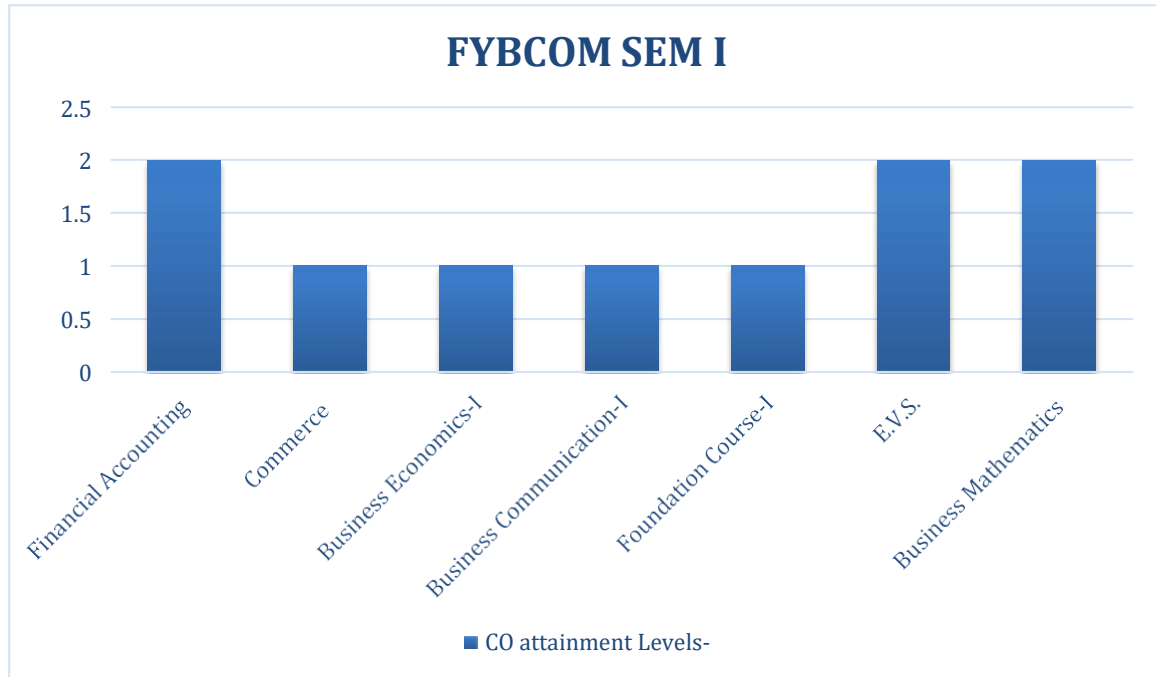
Academic Year	2022-23	Class	FYBCOM
Program	Bachelor of Commerce	SEMESTER	I
Total Number of Students	149		

No. of Students Attained COs							
Course	Financial Accounting	Commerce	Business Economics-I	Business Communication-I	Foundation Course-I	E.V.S.	Business Mathematics
No. of Students with marks > 40	86	35	60	55	25	81	80
CO Attainment Percentage= (No. of Student get ) > 40/ Total no of Students)*100							
Course	Financial Accounting	Commerce	Business Economics-I	Business Communication-I	Foundation Course-I	E.V.S.	Business Mathematics
CO Attainment Percentage	57.71	23.49	40.26	36.91	16.78	54.36	53.69

Attainment Level	1	2	3	4
Criteria	40 % 50%	51% to 60%	61% to 70%	More than 70%

Course	Financial Accounting	Commerce	Business Economics-I	Business Communication-I	Foundation Course-I	E.V.S.	Business Mathematics
CO Attainment Percentage	57.71	23.49	40.26	36.91	16.78	54.36	53.69
CO attainment Levels-	2	1	1	1	1	2	2

Average = 1.42



**Hence, the attainment level is Level 1.42 and the set target level is level 3. To bridge this gap, we conducted remedial lectures and Conducted a PPT presentation.**



Academic Year	2021-22	Class	FYBCOM
Program	Bachelor of Commerce	SEMESTER	II
Total Number of Students	148		

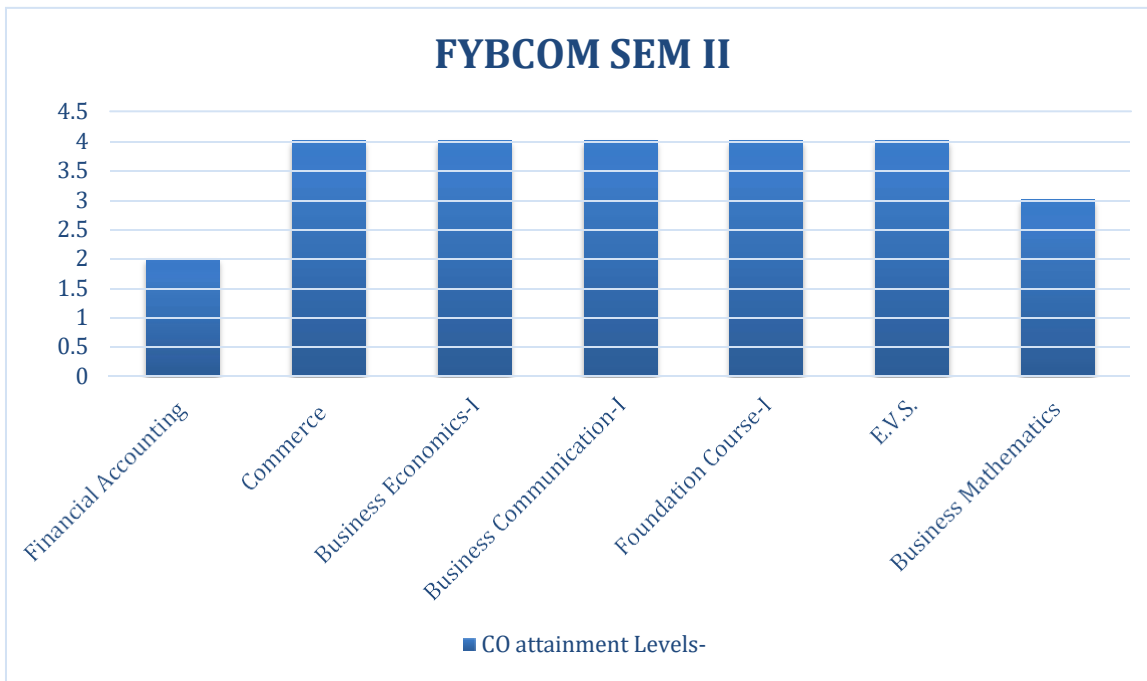
No. of Students Attained COs							
Course	Financial Accounting	Commerce	Business Economics-I	Business Communication-I	Foundation Course-I	E.V.S.	Business Mathematics
No. of Students with marks > 40	116	128	125	120	121	119	88
CO Attainment Percentage= (No. of Student get ) > 40/ Total no of Students)*100							
Course	Financial Accounting	Commerce	Business Economics-I	Business Communication-I	Foundation Course-I	E.V.S.	Business Mathematics
CO Attainment Percentage	78.38	86.49	84.46	81.46	81.76	80.41	59.46

Attainment Level	1	2	3	4
Criteria	40 % 50%	51% to 60%	61 % to 70%	More than 70%

Course	Financial Accounting	Commerce	Business Economics-I	Business Communication-I	Foundation Course-I	E.V.S.	Business Mathematics
CO Attainment Percentage	78.38	86.49	84.46	81.46	81.76	80.41	59.46
CO attainment Levels-	4	4	4	4	4	4	2

**Average = 3.71**

### FYBCOM SEM II



**Hence, the attainment level is Level 3.71 and the set target level is level 3. Therefore, the course outcome is fully attained.**

Academic Year	2022-23	Class	FYBCOM
Program	Bachelor of Commerce	SEMESTER	III
Total Number of Students	135		

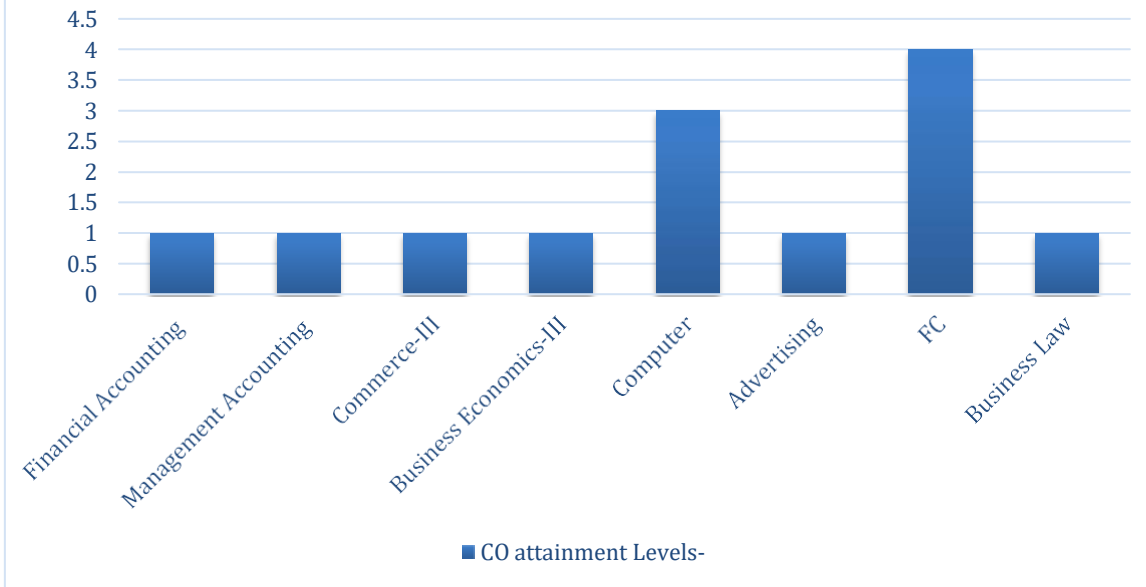
Course	No. of Students Attained COs							
	Financial Accounting	Management Accounting	Commerce-III	Business Economics-III	Computer	Advertising	FC	Business Law
No. of Students with marks > 40	47	60	45	20	26	42	98	35
CO Attainment Percentage= (No. of Student get ) > 40/ Total no of Students)*100								
Course	Financial Accounting	Management Accounting	Commerce-III	Business Economics-III	Computer	Advertising	FC	Business Law
CO Attainment Percentage	36.43	45.45	34.09	15.27	61.90	46.67	73.68	26.72

Attainment Level	1	2	3	4
Criteria	40 % 50%	51% to 60%	61% to 70%	More than 70%

Course	Financial Accounting	Management Accounting	Commerce-III	Business Economics-III	Computer	Advertising	FC	Business Law
CO Attainment Percentage	36.43	45.45	34.09	15.27	61.90	46.67	73.68	26.72
Co Attainment Level	1	1	1	1	3	1	4	1

Average = 13/8 = 2

### SYBCOM SEM III



**Hence, the attainment level is Level 2 and the set target level is level 3. To bridge this gap, we conducted remedial lectures and Conducted a PPT presentation.**

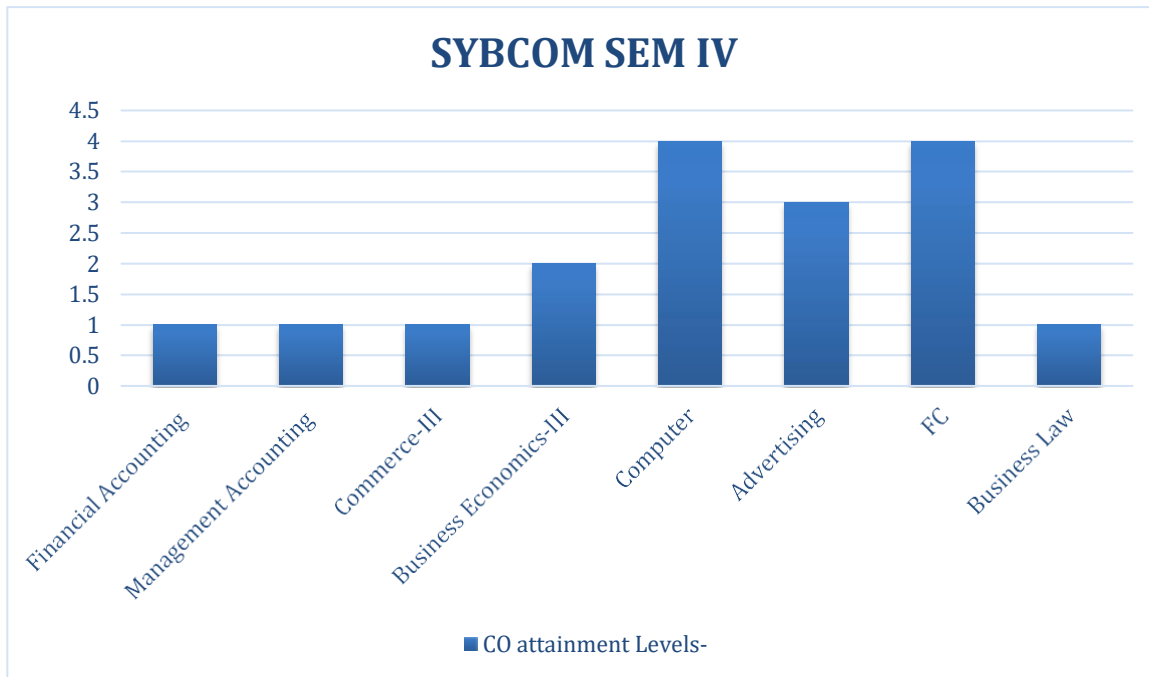
Academic Year	2022-23	Class	FYBCOM
Program	Bachelor of Commerce	SEMESTER	IV
Total Number of Students	135		

No. of Students Attained COs								
Course	Financial Accounting	Management Accounting	Commerce-III	Business Economics-III	Computer	Advertising	FC	Business Law
No. of Students with marks > 40	44	59	57	68	39	58	114	41
CO Attainment Percentage= (No. of Student get ) > 40/ Total no of Students)*100								
Course	Financial Accounting	Management Accounting	Commerce-III	Business Economics-III	Computer	Advertising	FC	Business Law
CO Attainment Percentage	34.11	45.74	44.53	52.31	90.70	66.67	84.44	31.78

Attainment Level	1	2	3	4
Criteria	40 % 50%	51% to 60%	61 % to 70%	More than 70%

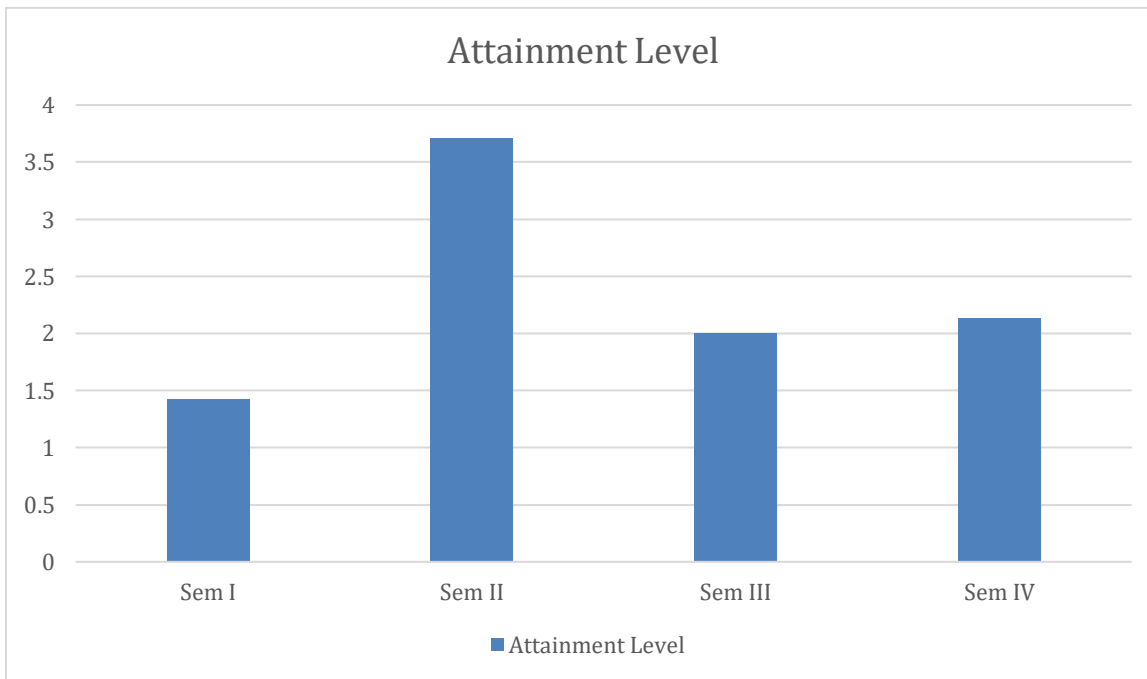
Course	Financial Accounting	Management Accounting	Commerce-III	Business Economics-III	Computer	Advertising	FC	Business Law
CO Attainment Percentage	34.11	45.74	44.53	52.31	90.70	66.67	84.44	31.78
Co Attainment Level	1	1	1	2	4	3	4	1

**Average = 17/8 = 2.13**



**Hence, the attainment level is Level 2 and the set target level is level 3. To bridge this gap, we conducted remedial lectures and Conducted a PPT presentation.**

	Attainment Level
Sem I	1.42
Sem II	3.71
Sem III	2
Sem IV	2.13
Average	2.32



Smt. Durgadevi Sharma Charitable Trust



PO Attainment = 80% ( Average attainment level by Direct method)= $80/100 \times 2.32 = 1.85$

+

20%( Average Attainment level by indirect method)= $20/100 \times 4 = 0.8$

(PO attainment is based on Feedback Survey for Indirect Method= 4)

Total Programme Attainment level =  $1.85 + 0.8 = 2.65 = 3$

Hence, the Attainment level is Level 3 and the set target level is level 3. Therefore the Programme Outcome is fully attained.



Smt. Durgadevi Sharma Charitable Trust



# ACADEMIC YEAR

## 2022 – 2023

Smt. Durgadevi Sharma Charitable Trust



2.6.2\_1. Attainment Evaluation of Course Outcomes

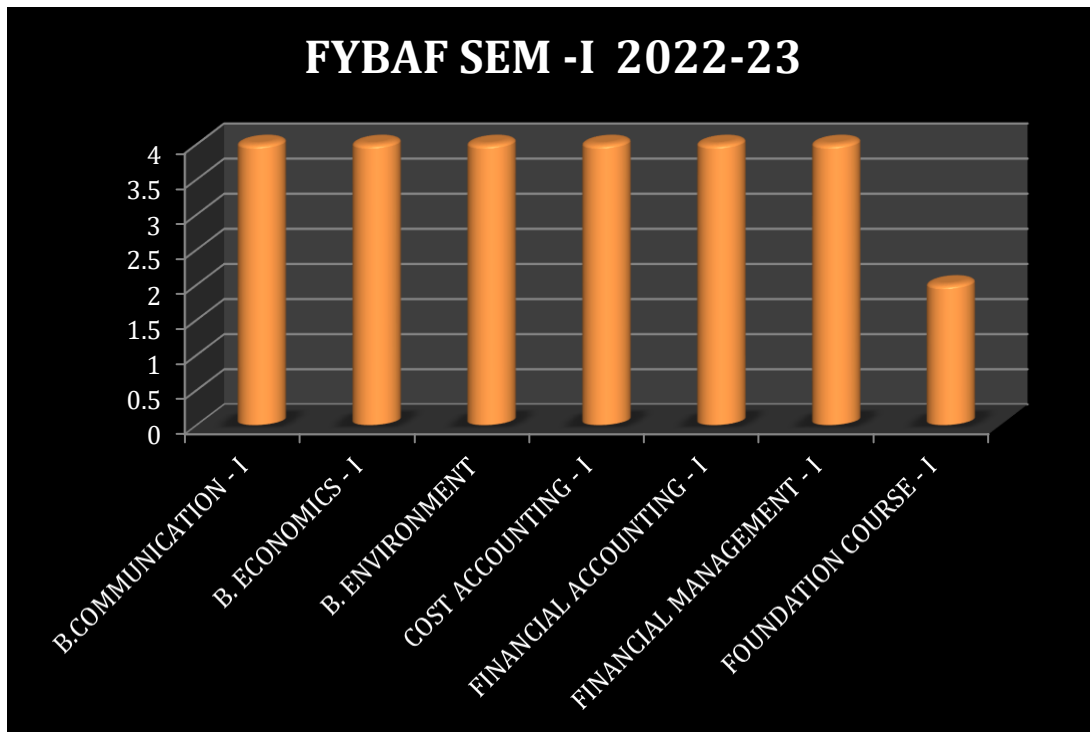
# Course Outcome Attainment Evaluation

Academic Year	2022-23	Class	FYBAF
Program	B.com (Accounting and Finance)	SEMESTER	I
Total Number of Students	50		

No. of Students Attained COs							
Courses	B. communication	B. Economics	B. Environment	Cost accounting - i	Financial accounting -	Financial management	Foundation course
No. of Students with marks > 40	49	47	45	43	43	42	29
CO Attainment Percentage= (No. of Student get ) > 40/ Total no of Students)*100							
Course	B. communication	B. Economics	B. Environment	Cost accounting - i	Financial accounting -	Financial management	Foundation course
CO Attainment Percentage	98.00%	94.00%	90.00%	86.00%	86.00%	84.00%	58.00%

Attainment Level	1	2	3	4
Criteria	40 % 50%	51% to 60%	61% to 70%	More than 70%

Course	Financial Accounting	Audit	Introduction Financial System	Business Communication-II	Foundation Course-II	Business Law-I	Business Mathematics
CO Attainment Percentage	98.00%	94.00%	90.00%	86.00%	86.00%	84.00%	58.00%
CO attainment Levels- OOP	4	4	4	4	4	4	2



Hence, the attainment level is Level 4 and the set target level is level 3. Therefore the course outcome is fully attained.

Smt. Durgadevi Sharma Charitable Trust



# ACADEMIC YEAR 2022 – 2023

Smt. Durgadevi Sharma Charitable Trust



2.6.2\_1. Attainment Evaluation of Course Outcomes

# Course Outcome Attainment Evaluation

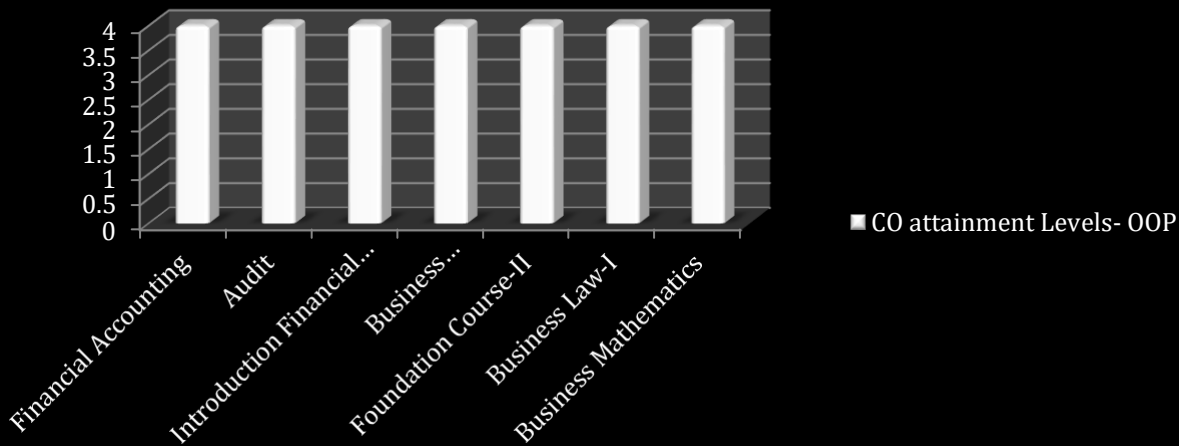
Academic Year	2022-23	Class	FYBAF
Program	Bcom (Accounting and Finance)	SEMESTER	II
Total Number of Students	50		

No. of Students Attained Cos							
Course	Financial Accounting	Audit	Introduction Financial System	Business Communication-II	Foundation Course-II	Business Law-I	Business Mathematics
No. of Students with marks > 40	44	43	44	49	47		45
CO Attainment Percentage= (No. of Student get ) > 40/ Total no of Students)*100							
Course	Financial Accounting	Audit	Introduction Financial System	Business Communication-II	Foundation Course-II	Business Law-I	Business Mathematics
CO Attainment Percentage	88.00%	86.00%	88.00%	98.00%	94.00%	98.00%	90.00%

Attainment Level	1	2	3	4
Criteria	40 % 50%	51% to 60%	61% to 70%	More than 70%

Course	Financial Accounting	Audit	Introduction Financial System	Business Communication-II	Foundation Course-II	Business Law-I	Business Mathematics
CO Attainment Percentage	88.00%	86.00%	88.00%	98.00%	94.00%	98.00%	90.00%
CO attainment Levels- OOP	4	4	4	4	4	4	4

### FYBAF SEM -II 22-23



Hence, the attainment level is Level 4 and the set target level is level 3. Therefore the course outcome is fully attained.



Smt. Durgadevi Sharma Charitable Trust



# ACADEMIC YEAR

## 2022 – 2023

**Smt. Durgadevi Sharma Charitable Trust**



**Chandrabhan Sharma College**  
**Arts, Science & Commerce**

(Affiliated to the University of Mumbai)  
Accredited by NAAC 'B+'



## 2.6.2\_1. Attainment Evaluation of Course Outcomes

# Course Outcome Attainment Banking & Insurance

--	--	--	--	--	--	--	--

## No. of Students Attained COs

Course	Business Communication – I	Business Economics -I	Environment and Management of Financial Services	Financial Accounting – I	Principles of Management	Foundation Course – I	Quantitative Methods – I
No. of Students with marks > 40	25	22	12	16	22	18	21

## CO Attainment Percentage= (No. of Student get ) &gt; 40/ Total no of Students)\*100

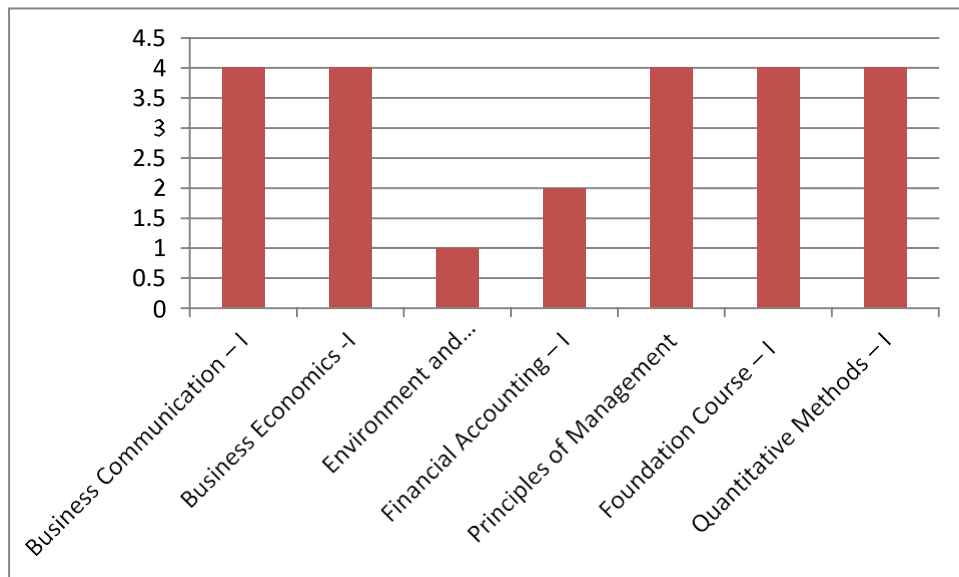
Course	Business Communication – I	Business Economics -I	Environment and Management of Financial Services	Financial Accounting – I	Principles of Management	Foundation Course – I	Quantitative Methods – I
CO Attainment Percentage	89.29%	78.57%	42.86%	57.14%	78.57%	64.29%	75.00%



Academic Year	2022-23	Class	FYBBI
Program	B.com (Banking & Insurance)	SEMESTER	I
Total Number of Students	28		

Attainment Level	1	2	3	4
Criteria	40 % 50%	51% to 60%	61% to 70%	More than 70%

Course	Business Communication – I	Business Economics – I	Environment and Management of Financial Services	Financial Accounting – I	Principles of Management	Foundation Course – I	Quantitative Methods – I
CO Attainment Percentage	89.29%	78.57%	42.86%	57.14%	78.57%	64.29%	75.00%
CO attainment Levels- OOP	4	4	1	2	4	4	4



Hence, the attainment level is Level 3.28 and the set target level is level 3. Therefore the course outcome is fully attained. Remedial and extra lectures were conducted for subjects Environment and Management of Financial Services & Financial Accounting – I.

No. of Students Attained COs							
Course	Business Communication -II	Business Law	Financial Accounting – II	Foundation Course – II	Organizational Behavior	Principles and Practices of Banking & Insurance	Quantitative Methods-II
No. of Students with marks > 40	25	26	21	26	24	25	21
CO Attainment Percentage= (No. of Student get ) > 40/ Total no of Students)*100							
Course	Business Communication -II	Business Law	Financial Accounting – II	Foundation Course – II	Organizational Behavior	Principles and Practices of Banking & Insurance	Quantitative Methods-II
CO Attainment Percentage	89.29%	92.86%	75.00%	92.86%	85.71%	89.29%	78.57%

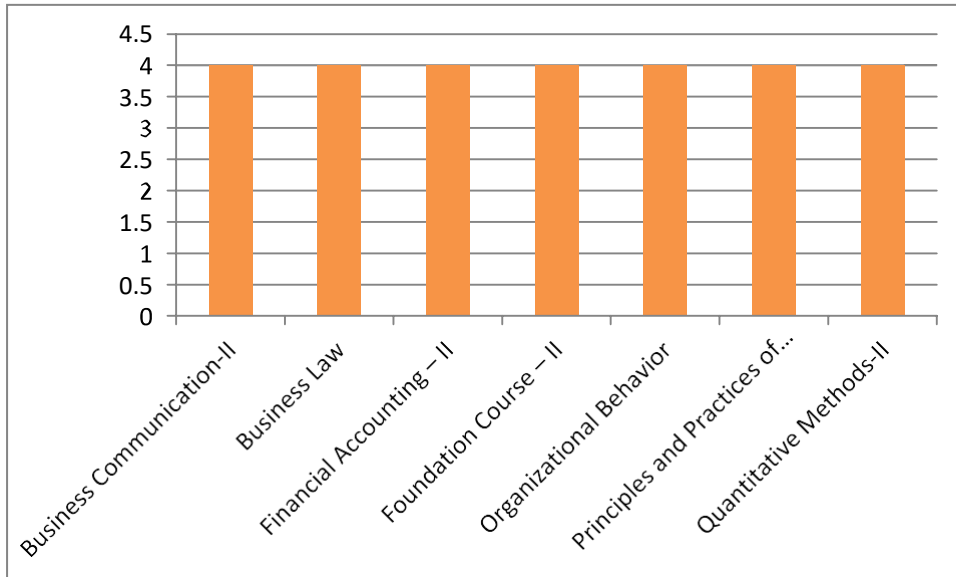


Academic Year	2022-23	Class	FYBBI
Program	B.com (Banking & Insurance)	SEMESTER	II
Total Number of Students	28		

Attainment Level	1	2	3	4
Criteria	40 % 50%	51% to 60%	61% to 70%	More than 70%

Course	Business Communication -II	Business Law	Financial Accounting – II	Foundation Course – II	Organizational Behavior	Principles and Practices of Banking & Insurance	Quantitative Methods- II
CO Attainment Percentage	89.29%	92.86%	75.00%	92.86%	85.71%	89.29%	78.57%
CO attainment Levels- OOP	4	4	4	4	4	4	4





Hence, the attainment level is Level 4 and the set target level is level . Therefore the course outcome is fully attained.

## No. of Students Attained COs

Course	Information Technology in Banking & Insurance- I	Financial Markets	Direct Taxation	Foundation Course- Overview in Banking	Financial Management – I	Management Accounting	Mutual Fund Management
No. of Students with marks > 40	7	13	4	15	12	7	15

CO Attainment Percentage= (No. of Student get ) &gt; 40/ Total no of Students)\*100

Course	Information Technology in Banking & Insurance- I	Financial Markets	Direct Taxation	Foundation Course- Overview in Banking	Financial Management – I	Management Accounting	Mutual Fund Management
CO Attainment Percentage	35.00%	65.00%	20.00%	75.00%	60.00%	35.00%	75.00%

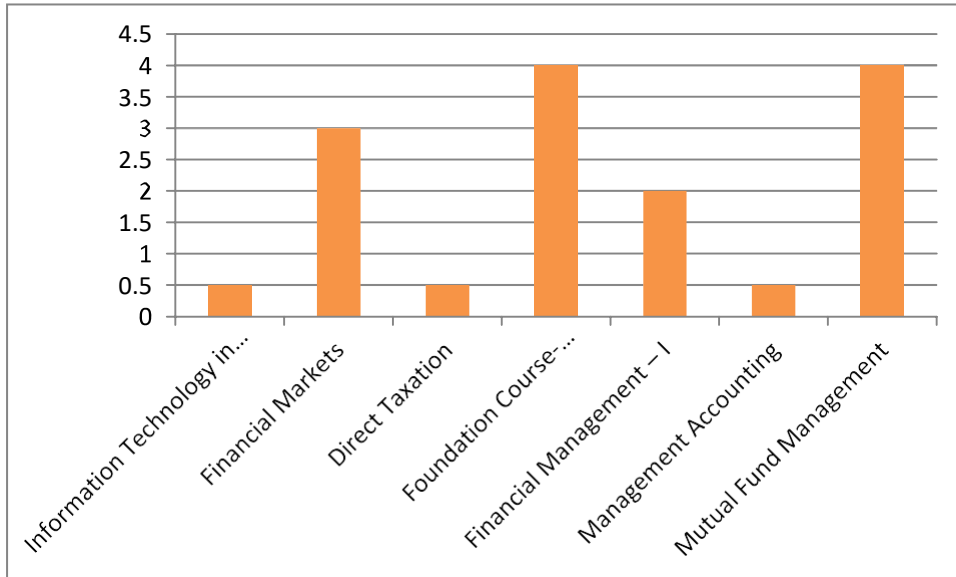
Academic Year	2022-23	Class	SYBBI
Program	B.com (Banking & Insurance)	SEMESTER	III
Total Number of Students	20		



**I/C PRINCIPAL**  
Chandrabhan Sharma College  
of Arts, Science & Commerce  
Powai-Vihar, Powai, Mumbai - 400 076  
Tel. 25704526 / 25704530

Attainment Level	1	2	3	4
Criteria	40 % 50%	51% to 60%	61% to 70%	More than 70%

Course	Information Technology in Banking & Insurance- I	Financial Markets	Direct Taxation	Foundation Course- Overview in Banking	Financial Management – I	Management Accounting	Mutual Fund Management
CO Attainment Percentage	35.00%	65.00%	20.00%	75.00%	60.00%	35.00%	75.00%
CO attainment Levels- OOP	0.5	3	0.5	4	2	0.5	4



Hence, the attainment level is Level 2.07 and the set target level is level 3. Therefore the course outcome is attended through taking remedial lectures.

  
**I/C PRINCIPAL**  
Chandrabhan Sharma College  
of Arts, Science & Commerce  
Powai-Vihar, Powai, Mumbai - 400 076  
Tel. 25704526 / 25704530

## No. of Students Attained COs

Course	Information Technology in Banking & Insurance- II	Corporate Laws & Laws Governing Capital Market	Business Economics	Foundation Course- Overview of Insurance	Cost Accounting	Financial Management	Wealth Management
No. of Students with marks > 40	33	33	33	33	33	33	33

## CO Attainment Percentage= (No. of Student get ) &gt; 40/ Total no of Students)\*100

Course	Information Technology in Banking & Insurance- II	Corporate Laws & Laws Governing Capital Market	Business Economics	Foundation Course- Overview of Insurance	Cost Accounting	Financial Management	Wealth Management
CO Attainment Percentage	100.00%	100.00%	100.00%	100.00%	100.00%	100.00%	100.00%

Smt. Durgadevi Sharma Charitable Trust

CSC



Chandrabhan Sharma College  
Arts, Science & Commerce

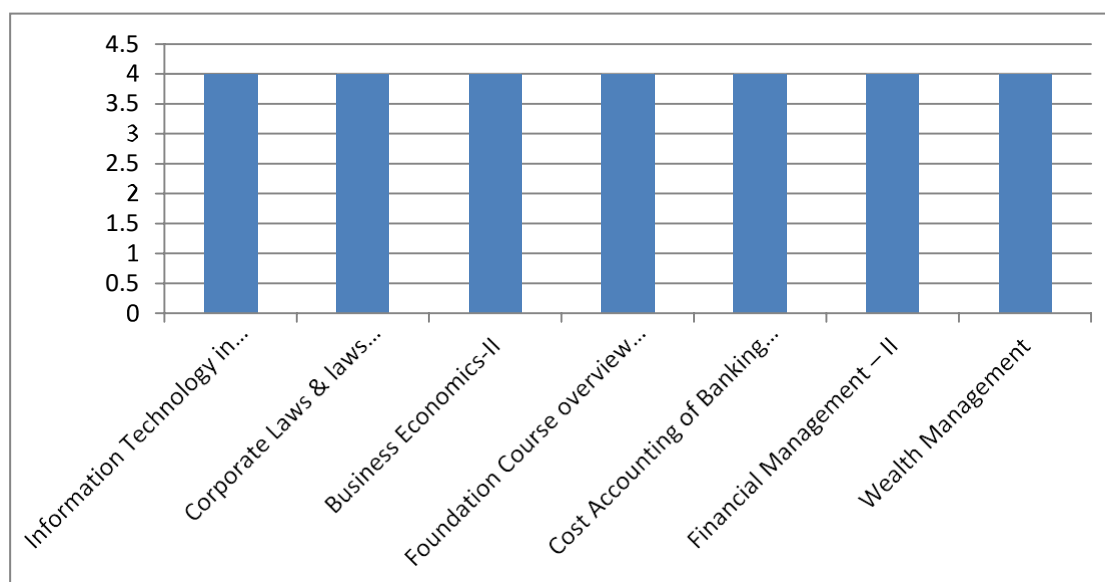
(Affiliated to the University of Mumbai)  
Accredited by NAAC 'B+'

Academic Year	2022-23	Class	SYBBI
Program	B.com (Banking & Insurance)	SEMESTER	IV
Total Number of Students	20		

**I/C PRINCIPAL**  
Chandrabhan Sharma College  
of Arts, Science & Commerce  
Powai-Vihar, Powai, Mumbai - 400 076  
Tel. 25704526 / 25704530

Attainment Level	1	2	3	4
Criteria	40 % 50%	51% to 60%	61% to 70%	More than 70%

Course	Information Technology in Banking & Insurance-II	Corporate Laws & Laws Governing Capital Market	Business Economics	Foundation Course- Overview of Insurance	Cost Accounting	Financial Management	Wealth Management
CO Attainment Percentage	100.00%	100.00%	96.97%	100.00%	100.00%	93.94%	100.00%
CO attainment Levels- OOP	4	4	4	4	4	4	4



Hence, the attainment level is Level 4 and the set target level is level 3. Therefore the course outcome is fully attained.

  
**I/C PRINCIPAL**  
 Chandrabhan Sharma College  
 of Arts, Science & Commerce  
 Powai-Vihar, Powai, Mumbai - 400 076  
 Tel. 25704526 / 25704530

Academic Year	2022-23	Class	TYBBI
Program	B.com (Banking & Insurance)	SEMESTER	V
Total Number of Students	32		

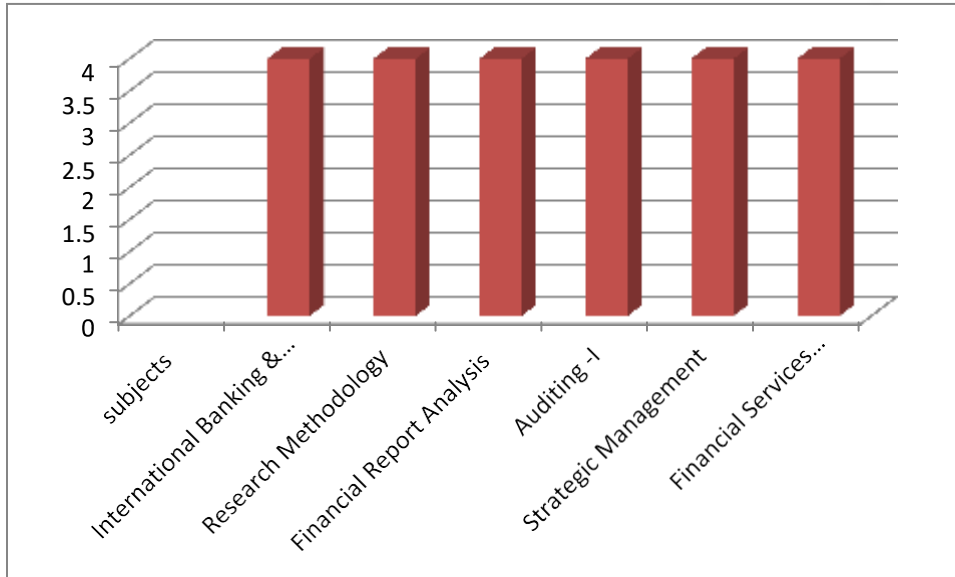
Course	International Banking & Finance	Research Methodology	Financial Repo.& Anal.(Co.B.& I)	Auditing -I	Strategic Management	Financial Services Management
No. of Students with marks > 40	25	26	24	26	30	26
Course	International Banking & Finance	Research Methodology	Financial Repo.& Anal.(Co.B.& I)	Auditing -I	Strategic Management	Financial Services Management
CO Attainment Percentage	100.00%	100.00%	100.00%	100.00%	100.00%	100.00%

Attainment Level	1	2	3	4
Criteria	40 % 50%	51% to 60%	61% to 70%	More than 70%

Course	International Banking & Finance	Research Methodology	Financial Repo.& Anal.(Co.B.& I)	Auditing -I	Strategic Management	Financial Services Management
CO Attainment Percentage	100.00%	100.00%	100.00%	100.00%	100.00%	100.00%
CO attainment Levels- OOP	4	4	4	4	4	4

  
I/C PRINCIPAL  
Chandrabhan Sharma College  
of Arts, Science & Commerce  
Powai-Vihar, Powai, Mumbai - 400 076  
Tel. 25704526 / 25704530





Hence, the attainment level is Level 4 and the set target level is level 3. Therefore the course outcome is fully attained.

  
**I/C PRINCIPAL**  
Chandrabhan Sharma College  
of Arts, Science & Commerce  
Powai-Vihar, Powai, Mumbai - 400 076  
Tel. 25704526 / 25704530

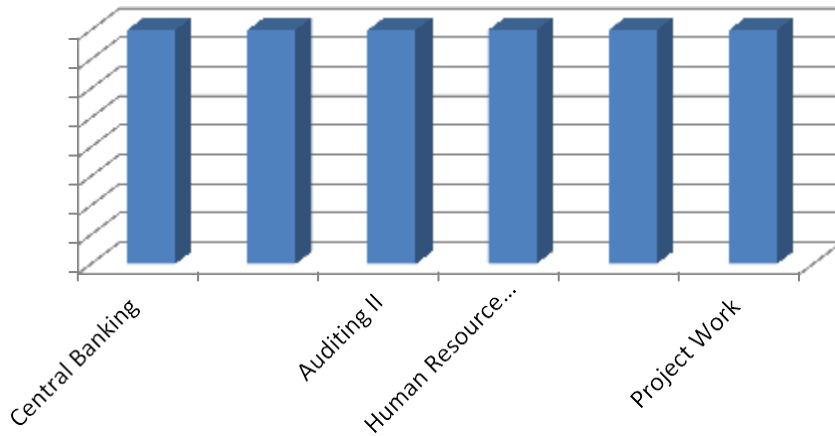
Academic Year	2022-23	Class	TYBBI
Program	B.com (Banking & Insurance)	SEMESTER	VI
Total Number of Students	32		

Course	Central Banking	SAPM	Auditing II	Human Resource Management	Turnaround Management	Project Work
No. of Students with marks > 40	27	25	31	29	28	31
Course	Central Banking	SAPM	Auditing II	Human Resource Management	Turnaround Management	Project Work
CO Attainment Percentage	100.00%	100.00%	100.00%	100.00%	100.00%	100.00%

Attainment Level	1	2	3	4
Criteria	40 % 50%	51% to 60%	61% to 70%	More than 70%

Course	Central Banking	SAPM	Auditing II	Human Resource Management	Turnaround Management	Project Work
CO Attainment Percentage	100.00%	100.00%	100.00%	100.00%	100.00%	100.00%
CO attainment Levels- OOP	4	4	4	4	4	4

  
I/C PRINCIPAL  
Chandrabhan Sharma College  
of Arts, Science & Commerce  
Powai-Vihar, Powai, Mumbai - 400 076  
Tel. 25704526 / 25704530



4  
3.5  
3  
2.5  
2  
1.5  
1  
0.5  
0

Hence, the attainment level is Level 4 and the set target level is level 3. Therefore the course outcome is fully attained.

  
**I/C PRINCIPAL**  
Chandrabhan Sharma College  
of Arts, Science & Commerce  
Powai-Vihar, Powai, Mumbai - 400 076  
Tel. 25704526 / 25704530

Smt. Durgadevi Sharma Charitable Trust



# ACADEMIC YEAR

## 2022 – 2023



## 2.6.2\_2. Attainment Evaluation of Programme Outcomes

# **Programme Outcome Attainment Evaluation (Banking & Insurance)**

No. of Students Attained COs							
Course	Business Communication – I	Business Economics -I	Environment and Management of Financial Services	Financial Accounting – I	Principles of Management	Foundation Course – I	Quantitative Methods – I
No. of Students with marks > 40	25	22	12	16	22	18	2
CO Attainment Percentage= (No. of Student get ) > 40/ Total no of Students)*100							
Course	Business Communication – I	Business Economics -I	Environment and Management of Financial Services	Financial Accounting – I	Principles of Management	Foundation Course – I	Quantitative Methods – I
CO Attainment Percentage	89.29%	78.57%	42.86%	57.14%	78.57%	64.29%	75.00%

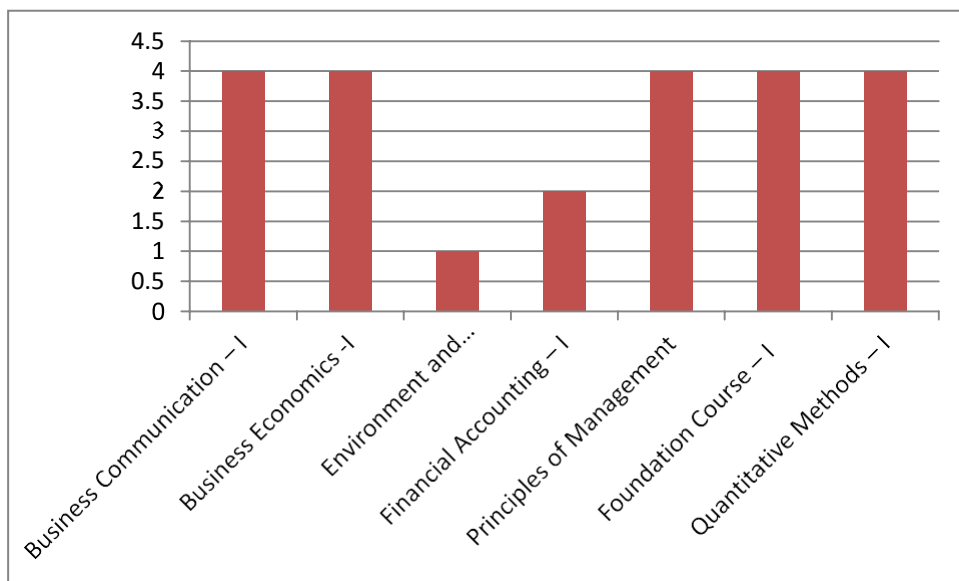
Academic Year	2022-23	Class	FYBBI
Program	B.com (Banking & Insurance)	SEMESTER	I
Total Number of Students	28		

Attainment Level	1	2	3	4
Criteria	40 % 50%	51% to 60%	61% to 70%	More than 70%



**I/C PRINCIPAL**  
**Chandrabhan Sharma College**  
**of Arts, Science & Commerce**  
Powai-Vihar, Powai, Mumbai - 400 076  
Tel. 25704526 / 25704530

Course	Business Communication – I	Business Economics –I	Environment and Management of Financial Services	Financial Accounting – I	Principles of Management	Foundation Course – I	Quantitative Methods – I
CO Attainment Percentage	89.29%	78.57%	42.86%	57.14%	78.57%	64.29%	75.00%
CO attainment Levels- OOP	4	4	1	2	4	4	4







Hence, the attainment level is Level 3.28 and the set target level is level 3. Therefore the course outcome is fully attained. Remedial and extra lectures were conducted for subjects Environment and Management of Financial Services & Financial Accounting – I.

PO Attainment = 80% ( Average attainment level by Direct method)= $80/100 \times 3.28 = 2.624$

+

20% ( Average Attainment level by indirect method)= $20/100 \times 3.28 = 0.656$

(PO attainment is based on Feedback Survey for Indirect Method= 4)

Total Programme Attainment level =  $2.624 + 0.656 = 3.28$

Hence, the Attainment level is Level 3.28 and the set target level is level 3. Therefore the Programme Outcome is fully attained.

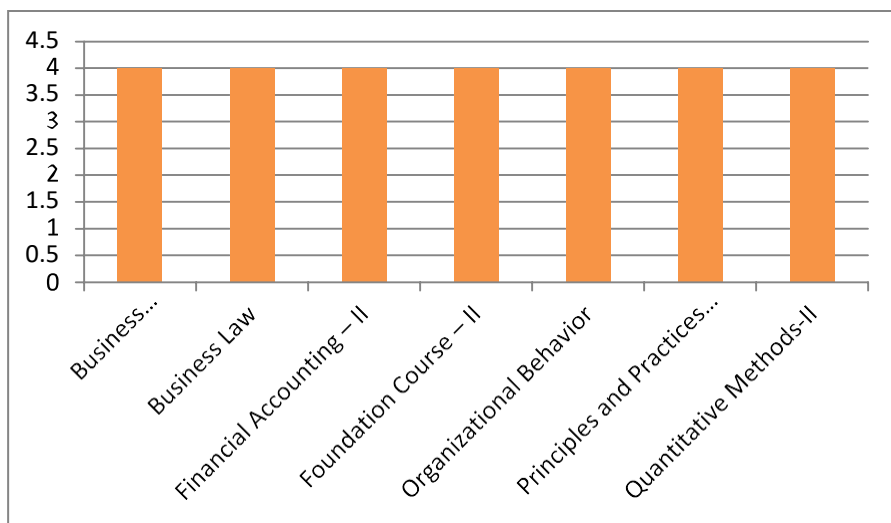
No. of Students Attained COs							
Course	Business Communication -II	Business Law	Financial Accounting – II	Foundation Course – II	Organizational Behavior	Principles and Practices of Banking & Insurance	Quantitative Methods-II
No. of Students with marks > 40	25	26	21	26	24	25	21
CO Attainment Percentage= (No. of Student get ) > 40/ Total no of Students)*100							
Course	Business Communication -II	Business Law	Financial Accounting – II	Foundation Course – II	Organizational Behavior	Principles and Practices of Banking & Insurance	Quantitative Methods-II
CO Attainment Percentage	89.29%	92.86%	75.00%	92.86%	85.71%	89.29%	78.57%



Academic Year	2022-23	Class	FYBBI
Program	B.com (Banking & Insurance)	SEMESTER	II
Total Number of Students	28		

Attainment Level	1	2	3	4
Criteria	40 % 50%	51% to 60%	61% to 70%	More than 70%

Course	Business Communication -II	Business Law	Financial Accounting – II	Foundation Course – II	Organizational Behavior	Principles and Practices of Banking & Insurance	Quantitative Methods-II
CO Attainment Percentage	89.29%	92.86%	75.00%	92.86%	85.71%	89.29%	78.57%
CO attainment Levels- OOP	4	4	4	4	4	4	4





Hence, the attainment level is Level 4 and the set target level . Therefore the course outcome is fully attained.

PO Attainment = 80% ( Average attainment level by Direct method)= $80/100*4=3.2$

+

20%( Average Attainment level by indirect method)= $20/100*4=0.8$

(PO attainment is based on Feedback Survey for Indirect Method= 4)

Total Programme Attainment level =  $3.2+0.8=4$

Hence, the Attainment level is Level 4 and the set target level is level 3. Therefore the Programme Outcome is fully attained.

Academic Year	2022-23	Class	SYBBI
Program	B.com (Banking & Insurance)	SEMESTER	III
Total Number of Students	20		

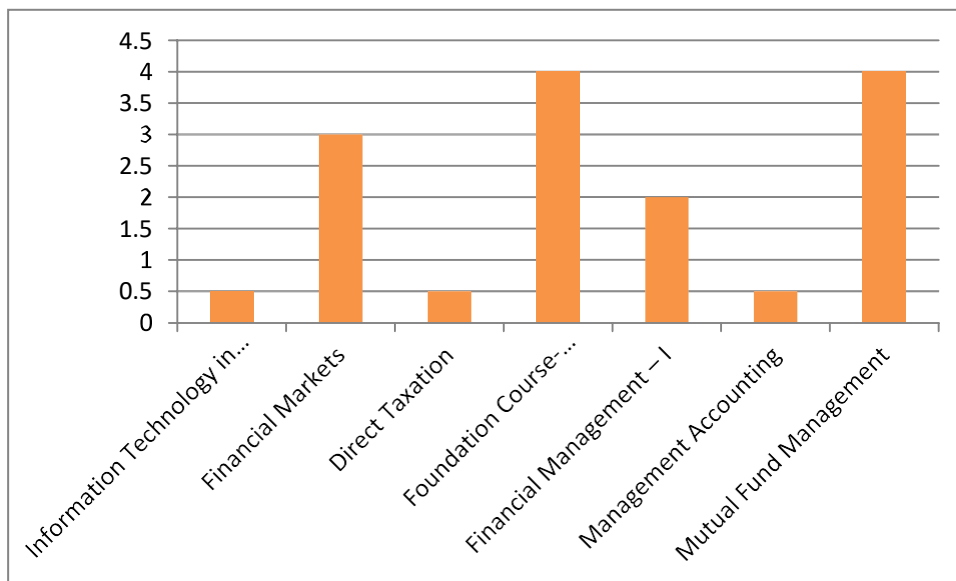
No. of Students Attained COs							
Course	Information Technology in Banking & Insurance- I	Financial Markets	Direct Taxation	Foundation Course- Overview in Banking	Financial Management – I	Management Accounting	Mutual Fund Management
No. of Students with marks > 40	7	13	4	15	12	7	15
CO Attainment Percentage= (No. of Student get ) > 40/ Total no of Students)*100							
Course	Information Technology in Banking & Insurance- I	Financial Markets	Direct Taxation	Foundation Course- Overview in Banking	Financial Management – I	Management Accounting	Mutual Fund Management
CO Attainment Percentage	35.00%	65.00%	20.00%	75.00%	60.00%	35.00%	75.00%



Attainment Level	1	2	3	4
Criteria	40 % 50%	51% to 60%	61% to 70%	More than 70%

**I/C PRINCIPAL**  
**Chandrabhan Sharma College**  
**of Arts, Science & Commerce**  
Powai-Vihar, Powai, Mumbai - 400 076  
Tel. 25704526 / 25704530

Course	Information Technology in Banking & Insurance- I	Financial Markets	Direct Taxation	Foundation Course- Overview in Banking	Financial Management – I	Management Accounting	Mutual Fund Management
CO Attainment Percentage	35.00%	65.00%	20.00%	75.00%	60.00%	35.00%	75.00%
CO attainment Levels- OOP	0.5	3	0.5	4	2	0.5	4







Hence, the attainment level is Level 2.07 and the set target level is level 3. Therefore the course outcome is attended through taking remedial lectures.

PO Attainment = 80% ( Average attainment level by Direct method)= $80/100 \times 2.07 = 1.656$

+

20%( Average Attainment level by indirect method)= $20/100 \times 2.07 = 0.414$

(PO attainment is based on Feedback Survey for Indirect Method= 4)

Total Programme Attainment level =  $1.656 + 0.414 = 2.07$

Hence, the Attainment level is Level 2.07 and the set target level is level 3

## No. of Students Attained COs

Course	Information Technology in Banking & Insurance- II	Corporate Laws & Laws Governing Capital Market	Business Economics	Foundation Course- Overview of Insurance	Cost Accounting	Financial Management	Wealth Management
No. of Students with marks > 40	16	14	7	15	8	8	6

## CO Attainment Percentage= (No. of Student get ) &gt; 40/ Total no of Students)\*100

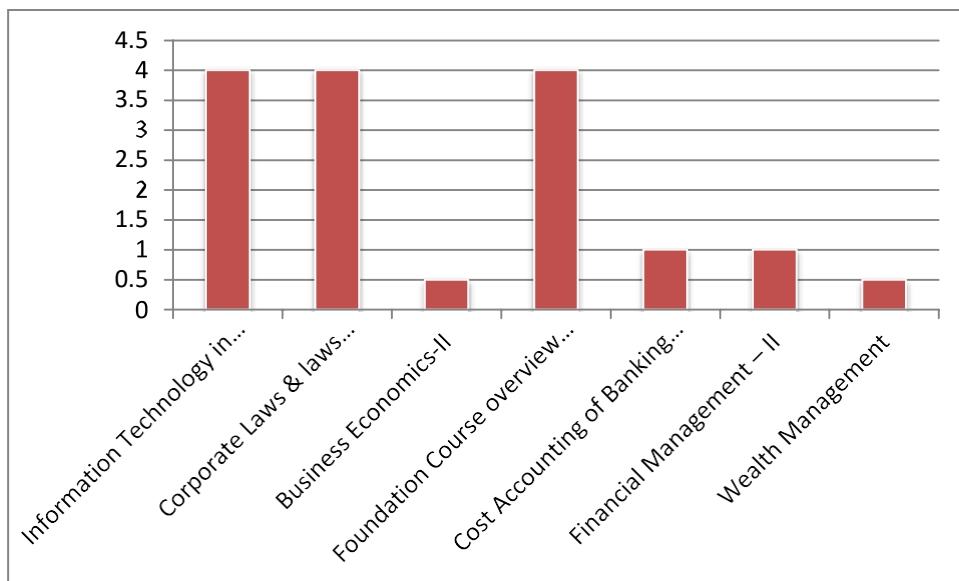
Course	Information Technology in Banking & Insurance- II	Corporate Laws & Laws Governing Capital Market	Business Economics	Foundation Course- Overview of Insurance	Cost Accounting	Financial Management	Wealth Management
CO Attainment Percentage	80.00%	70.00%	35.00%	75.00%	40.00%	40.00%	30.00%



Academic Year	2022-23	Class	SYBBI
Program	B.com (Banking & Insurance)	SEMESTER	IV
Total Number of Students	20		

Attainment Level	1	2	3	4
Criteria	40 % 50%	51% to 60%	61% to 70%	More than 70%

Course	Information Technology in Banking & Insurance-II	Corporate Laws & Laws Governing Capital Market	Business Economics	Foundation Course- Overview of Insurance	Cost Accounting	Financial Management	Wealth Management
CO Attainment Percentage	80.00%	70.00%	35.00%	75.00%	40.00%	40.00%	30.00%
CO attainment Levels- OOP	4	4	0.5	4	1	1	0.5



Hence, the attainment level is Level 2.14 and the set target level is level 3. Therefore the course outcome is attended through taking remedial lectures.

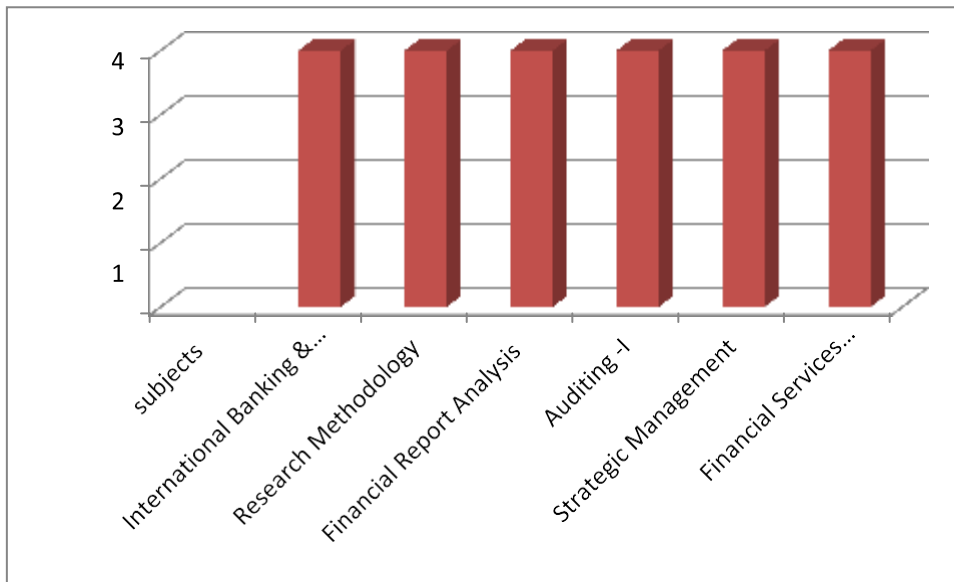


Academic Year	2022-23	Class	TYBBI
Program	B.com (Banking & Insurance)	SEMESTER	V
Total Number of Students	32		

Course	International Banking & Finance	Research Methodology	Financial Repo.& Anal.(Co.B.& I)	Auditing -I	Strategic Management	Financial Services Management
No. of Students with marks > 40	25	26	24	26	30	26
Course	International Banking & Finance	Research Methodology	Financial Repo.& Anal.(Co.B.& I)	Auditing -I	Strategic Management	Financial Services Management
CO Attainment Percentage= (No. of Student get ) > 40/ Total no of Students)*100						
CO Attainment Percentage	78.12%	81.25%	75%	81.25%	93.75%	81.25%

Attainment Level	1	2	3	4
Criteria	40 % 50%	51% to 60%	61% to 70%	More than 70%

Course	International Banking & Finance	Research Methodology	Financial Repo.& Anal.(Co.B.& I)	Auditing -I	Strategic Management	Financial Services Management
CO Attainment Percentage	78.12%	81.25%	75%	81.25%	93.75%	81.25%
CO attainment Levels- OOP	4	4	4	4	4	4





Hence, the attainment level is Level 4 and the set target level . Therefore the course outcome is fully attained.

PO Attainment = 80% ( Average attainment level by Direct method)= $80/100*4=3.2$

+

20%( Average Attainment level by indirect method)= $20/100*4=0.8$

(PO attainment is based on Feedback Survey for Indirect Method= 4)

Outcome is fully attained.



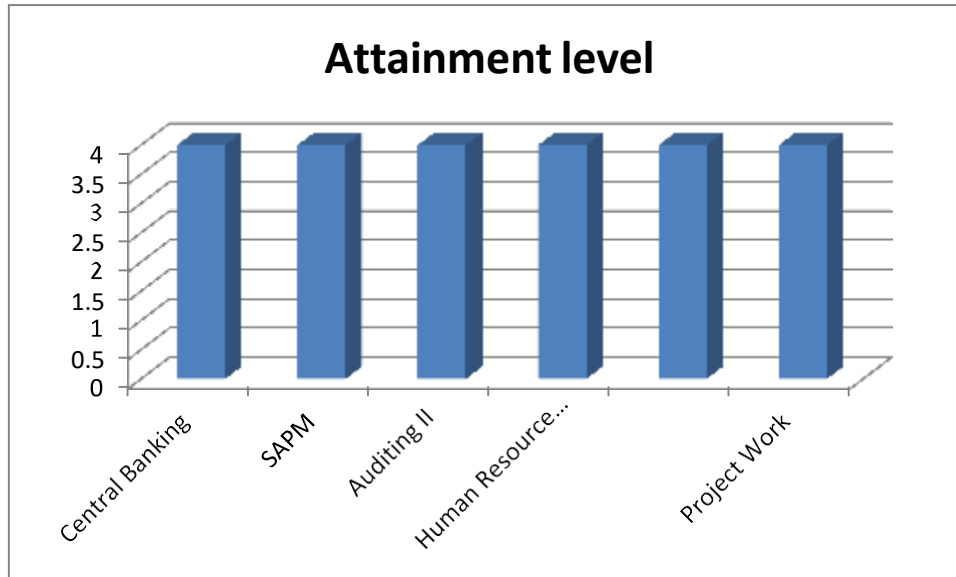
Academic Year	2022-23	Class	TYBBI
Program	B.com (Banking & Insurance)	SEMESTER	VI
Total Number of Students	32		

Course	Central Banking	SAPM	Auditing II	Human Resource Management	Turnaround Management	Project Work
No. of Students with marks > 40	27	25	31	29	28	31
CO Attainment Percentage= (No. of Student get ) > 40/ Total no of Students)*100						
Course	Central Banking	SAPM	Auditing II	Human Resource Management	Turnaround Management	Project Work
CO Attainment Percentage	84.37%	78.12%	96.87%	90.62%	87.5%	96.87%

Attainment Level	1	2	3	4
Criteria	40 % 50%	51% to 60%	61% to 70%	More than 70%

Course	Central Banking	SAPM	Auditing II	Human Resource Management	Turnaround Management	Project Work
CO Attainment Percentage	84.37%	78.12%	96.87%	90.62%	87.5%	96.87%
CO attainment Levels- OOP	4	4	4	4	4	4





Hence, the attainment level is Level 4 and the set target level . Therefore the course outcome is fully attained.

$$\text{PO Attainment} = 80\% (\text{Average attainment level by Direct method}) = 80/100 * 4 = 3.2$$

+

$$20\% (\text{Average Attainment level by indirect method}) = 20/100 * 4 = 0.8$$



(PO attainment is based on Feedback Survey for Indirect Method= 4)

Total Programme Attainment level =  $3.2+0.8=4$

Hence, the Attainment level is Level 4 and the set target level is level 3. Therefore the Programme Outcome is fully attained.

## (Financial Markets)

## SEM I

Subjects	Course Outcome
Financial Accounting	CO1: Students will be able to understand the basic concepts of accounting, Branches of accounting CO2: Students will be able to understand the books of accounts. CO3: Students will be able to apply Bank reconciliation statement and understand different methods of depreciation. CO4: Students will be able to understand difference between Final Accounts of Sole Traders & Final Accounts of Partnership Firm
Business Communication	
Foundation Course	
Business Mathematics	
Business Environment	
Business Economics - I	
Introduction to Financial system	CO1: Students will be able to understand the basic concepts of Financial systems in India. CO2: Students will be able to understand the different types of financial markets. CO3: Students will be able to understand the markets regulated by each regulator CO4: Students analysis different types of financial instruments available in Financial Markets.

## SEM III

Subjects	Course Outcome
Management Accounting	CO1: Students will be able to understand the basic function of Management Accounting. CO2: Students will be able to analysis vertical balance sheet and profit and loss A/c CO3: Students will be able to analysis ratio and inter based on vertical Financial statement . CO4: Students analysis the Estimation of working capital.
Computer Skill-II	
Business Law -1	
Foundation Course in Financial Markets FC III- Money Market	
Debt Markets-1	
Equity Markets-1	
Commodities Markets	

## SEM V

Subjects	Course Outcome
Business Valuation	CO1: Students will be able to understand concepts of valuation & its Principle CO2: Students will be able to understand the different model. CO3: Students can able to solve practical sums on valuation of shares. CO4: Students can able to solve practical sums on valuation of Goodwill.
Marketing in financial Services	
Technical analysis	
Equity Research	
Business Ethics and Corporate Governance	

Smt. Durgadevi Sharma Charitable Trust



# ACADEMIC YEAR 2021 – 2022



BAMMC

SEM I

2021-22

## 2.6.2\_2. Attainment Evaluation of Programme Outcomes

### Programme Outcome Attainment Evaluation

**I/C PRINCIPAL**  
**Chandrabhan Sharma College**  
**of Arts, Science & Commerce**  
Powai-Vihar, Powai, Mumbai - 400 076  
Tel. 25704526 / 25704530



## Programme Outcome Attainment Level

Level 1 : Greater than 0 less than 1= Average

Level 2: Greater than 1 less than 2= Good

Level 3: Greater than 2 less than 3= Very Good

Level 4: More than 3 = Excellent

PO attainment = 80% (Average attainment level by Direct method)

+

20% (Average attainment level by Indirect Method)

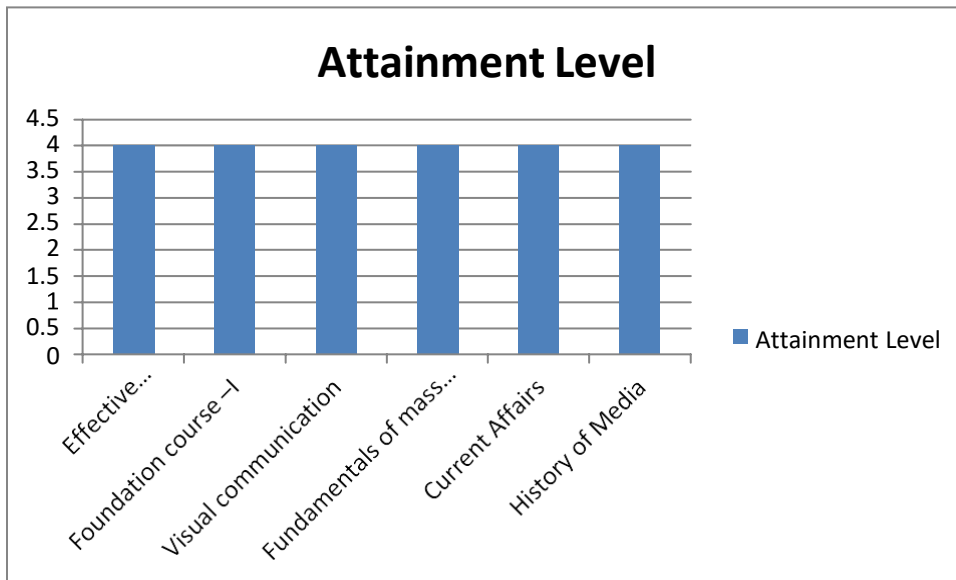
Academic Year	2021-22	Class	FYBAMMC
Program	Bachelor of Multi Media and Mass Communication (FYBAMMC)	SEMESTER	I
Total Number of Students	23		

No. of Students Attained COs						
Course	Effective communication –I	Foundation course –I	Visual communication	Fundamentals of mass communication	Current Affairs	History of Media
No. of Students with marks > 40	23	23	23	23	23	23
CO Attainment Percentage= (No. of Students with marks > 40) / Total no of Students)*100						
Course	Effective communication –I	Foundation course –I	Visual communication	Fundamentals of mass communication	Current Affairs	History of Media
CO Attainment Percentage	100%	100%	100%	100%	100%	100%

Attainment Level	1	2	3	4
Criteria	40 % to 50%	51% to 60%	61% to 70%	More than 71%

Course	Effective communication –I	Foundation course –I	Visual communication	Fundamentals of mass communication	Current Affairs	History of Media
CO Attainment Percentage	100%	100%	100%	100%	100%	100%
CO Attainment Levels	4	4	4	4	4	4





Hence, the Attainment Level is Level 4 and the set target level is Level 3. Therefore the CourseOutcome is fully attained.



PO Attainment = 80% ( Average attainment level by Direct method)= $80/100*4=3.2$

+  
20%( Average Attainment level by indirect method)= $20/100*4=0.8$

(PO attainment is based on Feedback Survey for Indirect Method= 4)

Total Programme Attainment level =  $3.2+0.8=4$

Hence, the Attainment level is Level 4 and the set target level is level 3. Therefore the Programme Outcome is fully attained.



BAMMC

SEM II

2021-22

## 2.6.2\_2. Attainment Evaluation of Programme Outcomes

### Programme Outcome Attainment Evaluation

**I/C PRINCIPAL**  
**Chandrabhan Sharma College**  
**of Arts, Science & Commerce**  
Powai-Vihar, Powai, Mumbai - 400 076  
Tel. 25704526 / 25704530



## Programme Outcome Attainment Level

Level 1 : Greater than 0 less than 1= Average

Level 2: Greater than 1 less than 2= Good

Level 3: Greater than 2 less than 3= Very Good

Level 4: More than 3 = Excellent

PO attainment = 80% (Average attainment level by Direct method)

+

20% (Average attainment level by Indirect Method)

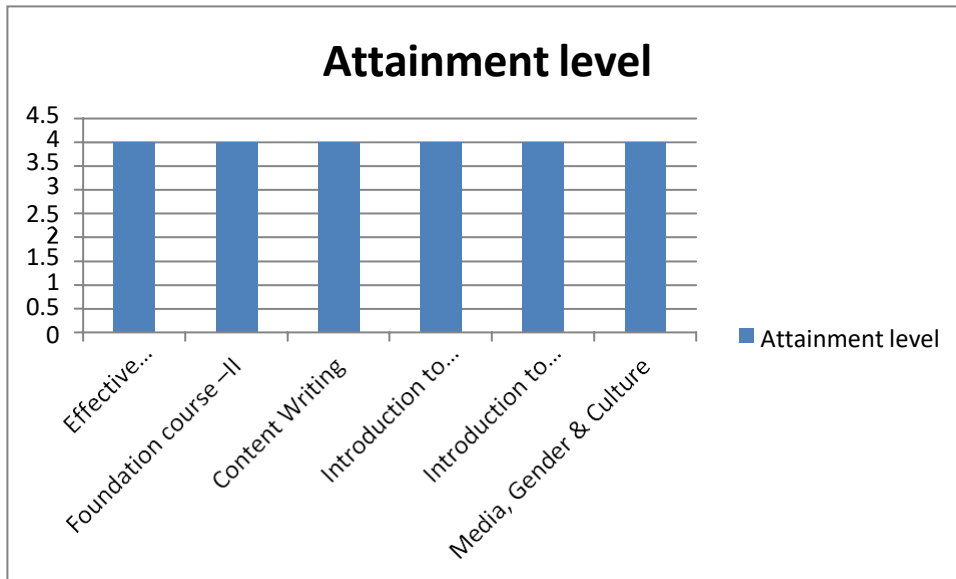


Academic Year	2021-22	Class	FYBAMMC
Program	Bachelor of Multi Media and Mass Communication (FYBAMMC)	SEMESTER	II
Total Number of Students	23		

No. of Students Attained COs						
Course	Effective communication –II	Foundation course –II	Content Writing	Introduction to Advertising	Introduction to Journalism	Media, Gender & Culture
No. of Students with marks > 40	22	20	22	22	19	22
CO Attainment Percentage= (No. of Students with marks > 40) / Total no of Students)*100						
Course	Effective communication –II	Foundation course –II	Content Writing	Introduction to Advertising	Introduction to Journalism	Media, Gender & Culture
CO Attainment Percentage	95.65%	86.96%	95.65%	95.65%	82.61%	95.65%

Attainment Level	1	2	3	4
Criteria	40 % to 50%	51% to 60%	61% to 70%	More than 71%

Course	Effective communication –II	Foundation course –II	Content Writing	Introduction to Advertising	Introduction to Journalism	Media, Gender & Culture
CO Attainment Percentage	95.65%	86.96%	95.65%	95.65%	82.61%	95.65%
CO Attainment Levels	4	4	4	4	4	4



Hence, the Attainment Level is Level 4 and the set target level is Level 3. Therefore the Course Outcome is fully attained.



PO Attainment = 80% ( Average attainment level by Direct method)= $80/100*4=3.2$

+  
20%( Average Attainment level by indirect method)= $20/100*4=0.8$

(PO attainment is based on Feedback Survey for Indirect Method= 4)

Total Programme Attainment level =  $3.2+0.8=4$

Hence, the Attainment level is Level 4 and the set target level is level 3. Therefore the Programme Outcome is fully attained.



BAMMC  
SEM III  
2021-  
22

## 2.6.2\_2. Attainment Evaluation of ProgrammeOutcomes

### Programme Outcome Attainment Evaluation





## Programme Outcome Attainment Level

Level 1 : Greater than 0 less than 1= Average

Level 2: Greater than 1 less than 2= Good

Level 3: Greater than 2 less than 3= Very Good

Level 4: More than 3 = Excellent

PO attainment = 80% (Average attainment level by Direct method)



Academic Year	2021-22	Class	SYBAMMC
Program	Bachelor of Multi Media and Mass Communication (FYBAMMC)	SEMESTER	III
Total Number of Students	23		

No. of Students Attained COs						
Course	Motion Graphics and Visual Effects -I	Corporate Communication and Public Relations	Media Studies	Introduction to Photography	Film Communication -I	Computers and Multimedia-I
No. of Students with marks > 40	35	36	36	36	36	36
CO Attainment Percentage= (No. of Students with marks > 40) / Total no of Students)*100						
Course	Motion Graphics and Visual Effects - I	Corporate Communication and Public Relations	Media Studies	Introduction to Photography	Film Communication-I	Computers and Multimedia-I
CO Attainment Percentage	97.22%	100%	100%	100%	100%	100%

Attainment Level	1	2	3	4
Criteria	40 % to 50%	51% to 60%	61% to 70%	More than 71%

Course	Motion Graphics and Visual Effects -I	Corporate Communication and Public Relations	Media Studies	Introduction to Photography	Film Communication-I	Computers and Multimedia-I
CO Attainment Percentage	100%	100%	100%	100%	100%	100%
CO Attainment Levels	4	4	4	4	4	4



Hence, the Attainment Level is Level 4 and the set target level is Level 3. Therefore the Course Outcome is fully attained.



PO Attainment = 80% ( Average attainment level by Direct method)= $80/100*4=3.2$

+

20%( Average Attainment level by indirect method)= $20/100*4=0.8$

(PO attainment is based on Feedback Survey for Indirect Method= 4)

Total Programme Attainment level =  $3.2+0.8=4$

Hence, the Attainment level is Level 4 and the set target level is level 3. Therefore the Programme Outcome is fully attained.



BAMM SEM IV  
2021-22

2.6.2\_2. Attainment Evaluation of Programme  
Outcomes

Programme Outcome Attainment Evaluation



## Programme Outcome Attainment Level

Level 1 : Greater than 0 less than 1= Average

Level 2: Greater than 1 less than 2= Good

Level 3: Greater than 2 less than 3= Very Good

Level 4: More than 3 = Excellent

PO attainment = 80% (Average attainment level by Direct method)

+

20% (Average attainment level by Indirect Method)

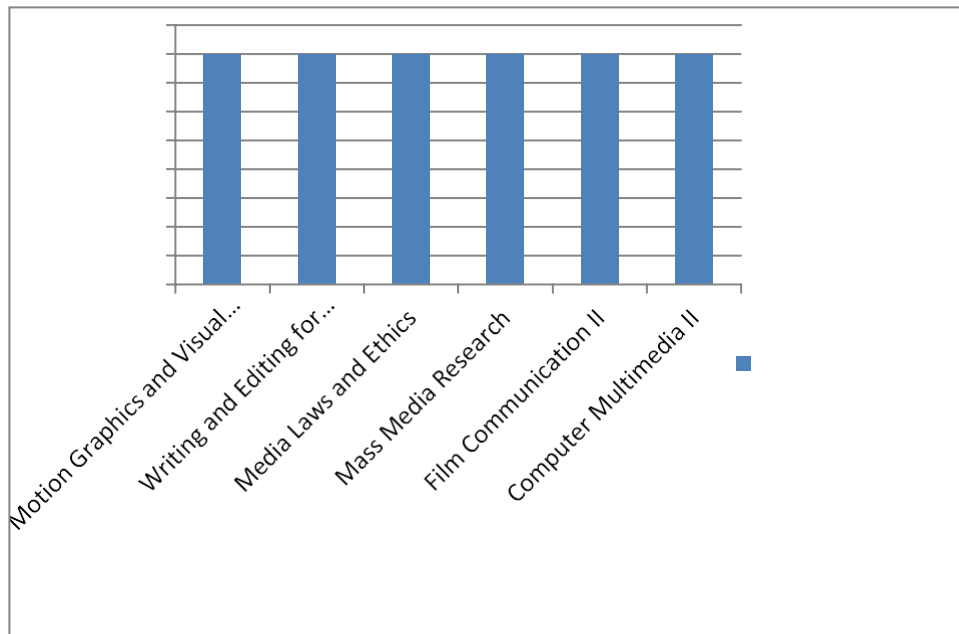


Academic Year	2021-22	Class	SYBAF
Program	Bachelor of Arts in Multimedia and Mass Communication	SEMESTER	IV
Total Number of Students	37		

No. of Students Attained COs						
Course	Motion Graphics and Visual Effects –II	Writing and Editing for Media	Media Laws and Ethics	Mass Media Research	Film Communication II	Computer Multimedia II
No. of Students with marks > 40	37	37	37	37	37	37
CO Attainment Percentage= (No. of Student get ) > 40/ Total no of Students)*100						
Course	Motion Graphics and Visual Effects –II	Writing and Editing for Media	Media Laws and Ethics	Mass Media Research	Film Communication II	Computer Multimedia II
CO Attainment Percentage	100	100	100	100	100	100

Attainment Level	1	2	3	4
Criteria	40 % 50%	51% to 60%	61% to 70%	More than 70%

Course	Motion Graphics and Visual Effects –II	Writing and Editing for Media	Media Laws and Ethics	Mass Media Research	Film Communication II	Computer Multimedia II
CO Attainment Percentage	88.41	91.30	88.41	97.10	95.65	81.15
CO attainment Levels- OOP	4	4	4	4	4	4



Hence, the attainment level is Level 4 and the set target level is level 3. Therefore the course Outcome is fully attained.



PO Attainment = 80% ( Average attainment level by Direct method)= $80/100*4=3.2$

+  
20% ( Average Attainment level by indirect method)= $20/100*4=0.8$  (PO

attainment is based on Feedback Survey for Indirect Method= 4) Total

Programme Attainment level =  $3.2+0.8=4$

Hence, the Attainment level is Level 4 and the set target level is level 3. Therefore the Programme Outcome is fully attained.



Smt. Durgadevi Sharma Charitable Trust's

# Chandrabhan Sharma College

of Arts, Commerce & Science

(Hindi Linguistic Minority Institution)

(Affiliated to the University of Mumbai)

Accredited by NAAC 'B+'

# ACADEMIC YEAR 2022 – 2023

2.6.2\_1. Attainment Evaluation of Course Outcomes

# Course Outcome Attainment Evaluation

Academic Year	2022-23	Class	FYB.Sc.IT
Program	B.Sc (Information Technology)	SEMESTER	I
Total Number of Students	71		

Course	USIT 101 Computational Logic and Discrete Mathematics (Theory)	USIT 102 Digital Logic and Application (Theory)	USIT 103 Fundamental of database management system (Theory)	USIT 104 Programming Principle with C (Theory)	USIT 105 Technical Communication Skills (Theory)					
No. of Students with marks > 40	55	63	48	61	67					
Course	USIT 1P1 Computational Logic and Discrete Mathematics (Practical)	USIT 1P2 Digital Logic and Application (Practical)	USIT 1P3 Fundamental of database management system (Practical)	USIT 1P4 Programming Principle with C (Practical)	USIT 1P5 Technical Communication Skills (Practical)					
No. of Students with marks > 20	70	65	69	70	69					
Course	USIT 101 Computational Logic and Discrete Mathematics (Theory)	USIT 102 Digital Logic and Application (Theory)	USIT 103 Fundamental of database management system (Theory)	USIT 104 Programming Principle with C (Theory)	USIT 105 Technical Communication Skills (Theory)	USIT 1P1 Computational Logic and Discrete Mathematics (Practical)	USIT 1P2 Digital Logic and Application (Practical)	USIT 1P3 Fundamental of (dbms) (Practical)	USIT 1P4 Programming Principle with C (Practical)	USIT 1P5 Technical Communication Skills (Practical)
CO Attainment Percent	77.46	88.73	67.60	85.91	94.36	98.59	91.54	97.18	98.59	97.18

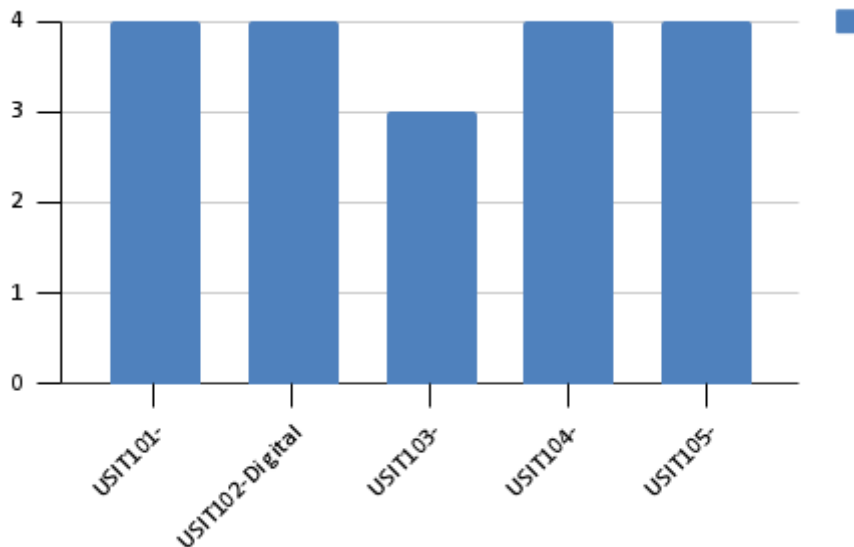
age										
-----	--	--	--	--	--	--	--	--	--	--

CO Attainment Percentage(Theory)= (No. of Student get ) > 40/ Total no of Students)\*100

CO Attainment Percentage(practical)= (No. of Student get ) > 20/ Total no of Students)\*100

Attainment Level	1	2	3	4
Criteria	40 % 50%	51% to 60%	61% to 70%	More than 70%

Course	USIT 101 USIT 101 Computational Logic and Discrete Mathemtaics (Theory) (Theory)	USIT 102 Digital Logic and Applicats (Theory)	USIT 103 Fundam ental of database manage ment system (Theory)	USIT 105 Program ming Principle with C (Theory)	USIT 105 Technical Communicat ion Skills (Theory)	USIT 1P1 Computational Logic and Discrete Mathemtaics (Practical)	USIT 1P2 Digital Logic and Applicats (Practical)	USIT 1P3 Fundame ntal of database manage ment system (Practical)	USIT 1P4 Programm ing Principle with C (Practical)	USIT 1P5 Technica Commur ion Skill (Practical)
CO Attainment percentage	77.46	88.73	67.60	85.91	94.36	98.59	91.54	97.18	98.59	97.1
CO Attainment Levels- OOP	4	4	4	4	4	4	4	4	4	4



Hence, the attainment level is Level 4 and the set target level is level 3. Therefore, the course outcome is fully attained

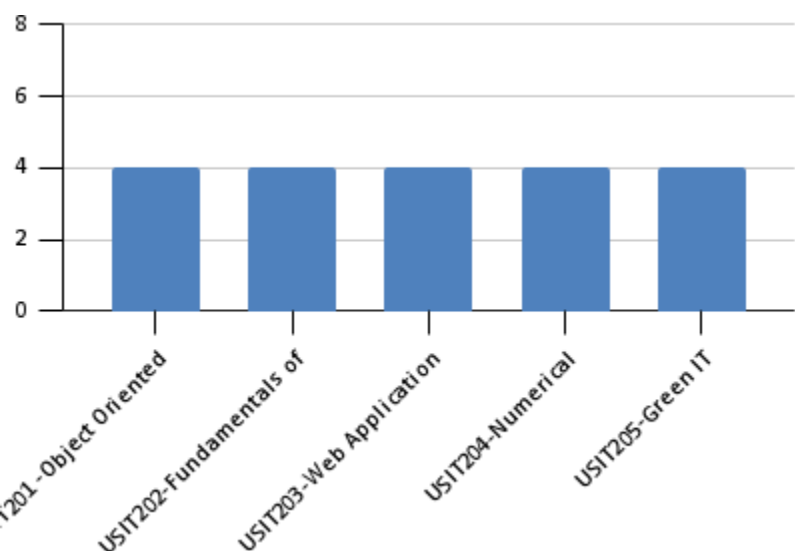
Academic Year	2022-23	Class	SYBSCIT
Program	BSCIT	SEMESTER	II
Total Number of Students	<b>71</b>		

Course	Object oriented Programming	Fundamental of Microprocessor Architecture	Web Applications Development	Numerical Methods	Green IT
No. of Students with marks > 40	64	61	66	63	65
CO Attainment Percentage= (No. of Student get ) > 40/ Total no of Students)*100					
Course	Object oriented Programming Practical	Fundamental of Microprocessor Architecture Practical	Web Applications Development Practical	Numerical Methods Practical	PL/SQL Practical
CO Attainment Percentage	68	68	68	63	61

Attainment Level	1	2	3	4
------------------	---	---	---	---

Criteria	40 % 50%	51% to 60%	61% to 70%	More than 70%
----------	----------	------------	------------	---------------

Course	Object oriented Programming	Fundamental of Microprocessor Architecture	Web Applications Development	Numerical Methods	Green IT
CO Attainment Percentage	90.14	85.91	92.95	88.73	91.55
CO attainment Levels- OOP	4	2	4	4	4



Hence, the attainment level is Level 4 and the set target level is level 3. Therefore the Course Outcome is fully attained.

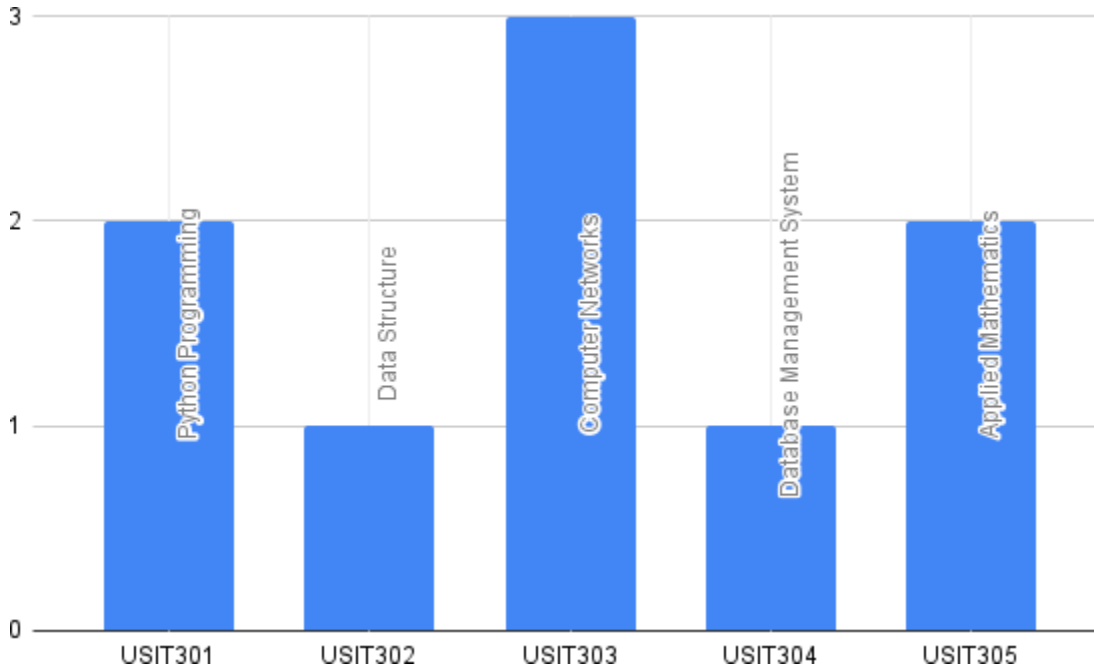
Academic Year	2022-23	Class	SYBSCIT
Program	BSCIT	SEMESTER	III
Total Number of Students	<b>68</b>		

Course	Python Programming	Data Structures	Computer Networks	Database Management System	Applied Mathematics
No. of Students with marks > 40	35	31	41	32	38
CO Attainment Percentage= (No. of Student get ) > 40/ Total no of Students)*100					
Course	Python Programming Practical	Data Structures Practical	Computer Networks Practical	Database Management System Practical	Mobile Programming Practical
CO Attainment Percentage	65	64	63	65	65

Attainment Level	1	2	3	4
Criteria	40 % 50%	51% to 60%	61% to 70%	More than 70%

Course	Python Programming	Data Structures	Computer Networks	Database Management System	Applied Mathematics
CO Attainment Percentage	51.47	45.58	60.29	47.05	55.88
CO attainment Levels- OOP	2	1	3	1	2





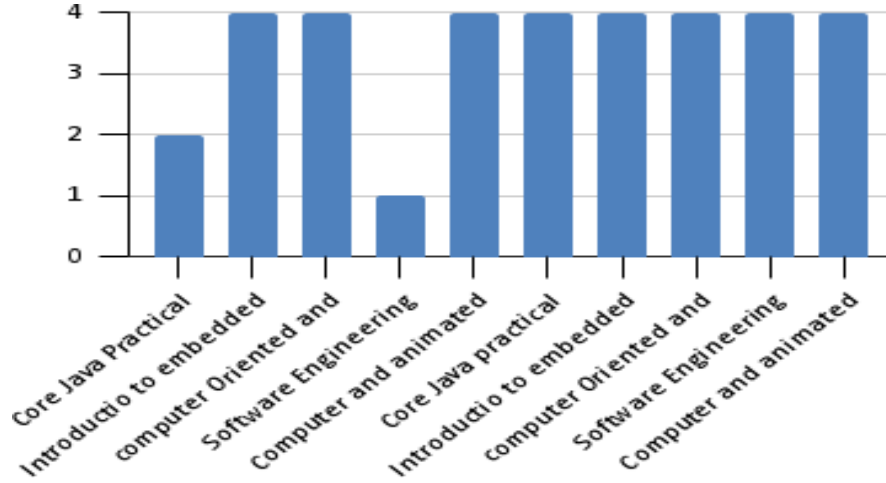
Hence, the attainment level is Level 4 and the set target level is level 3. Therefore the Course Outcome is fully attained.

Academic Year	2022-23	Class	SYBSCIT
Program	BSCIT	SEMESTER	IV
Total Number of Students	68		

Course	Core Java	Introduction to Embedded system	Computer Oriented Statistical Techniques	Software Engineering	Computer Graphics and Animation
No. of Students with marks > 40	40	53	50	31	52
CO Attainment Percentage= (No. of Student get ) > 40/ Total no of Students)*100					
Course	Core Java Practical	Introduction to Embedded system Practical	Computer Oriented Statistical Techniques Practical	Software Engineering Practical	Computer Graphics and Animation Practical
CO Attainment Percentage	63	63	63	63	63

Attainment Level	1	2	3	4
Criteria	40 % 50%	51% to 60%	61% to 70%	More than 70%

Course	Core Java	Introduction to Embedded system	Computer Oriented Statistical Techniques	Software Engineering	Computer Graphics and Animation
CO Attainment Percentage	58.82	77.94	73.52	45.58	76.47
CO attainment Levels- OOP	4	4	4	4	4



Hence, the attainment level is Level 4 and the set target level is level 3. Therefore the Course Outcome is fully attained.



Smt. Durgadevi Sharma Charitable Trust's

# Chandrabhan Sharma College

of Arts, Commerce & Science

(Hindi Linguistic Minority Institution)

(Affiliated to the University of Mumbai)

Accredited by NAAC 'B+'

# ACADEMIC YEAR 2022 – 2023

## 2.6.2\_1. Attainment Evaluation of Course Outcomes

# Course Outcome Attainment Evaluation

(SAMPLE)

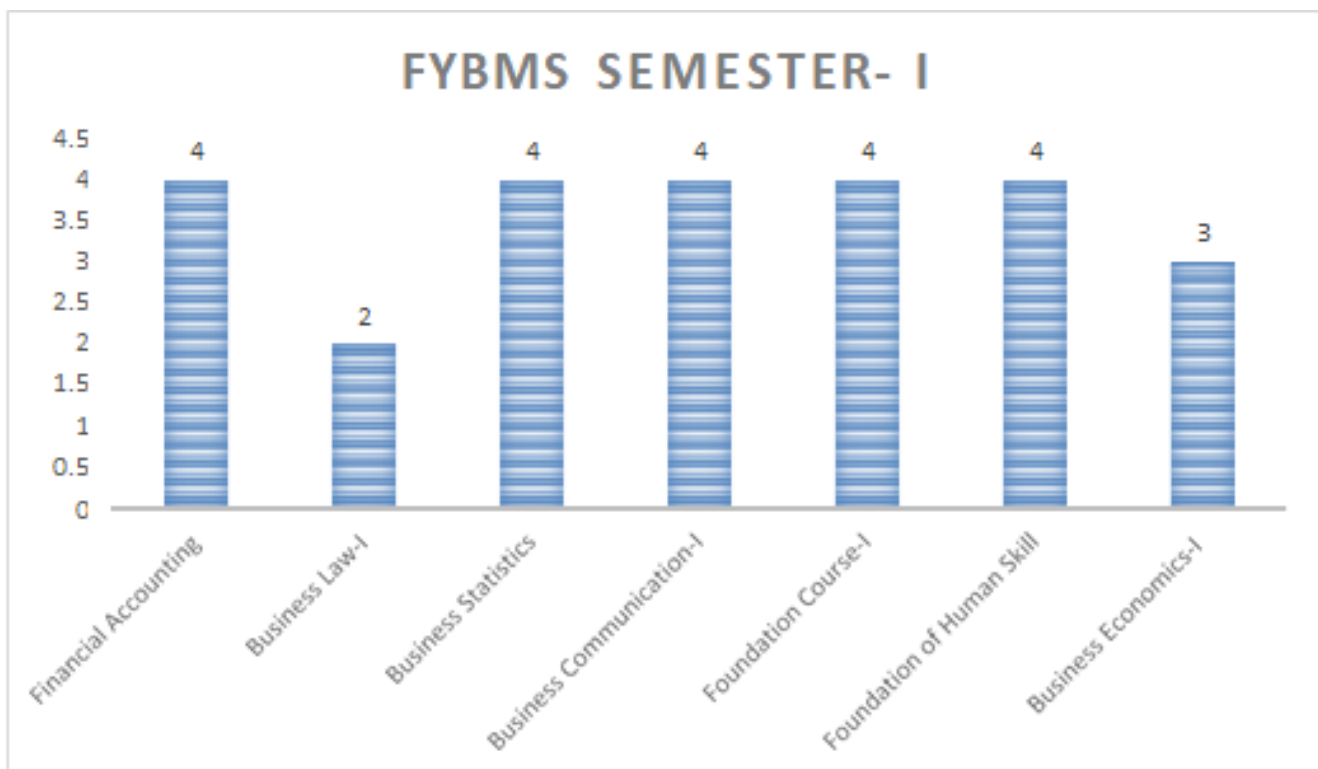
Academic Year	2022-23	Class	FYBMS
Program	BMS	SEMESTER	I
Total Number of Students	104		

No. of Students Attained COs							
Course	Financial Accounting - I	Business Law-I	Business Statistics	Business Communication-I	Foundation Course-I	Foundation of Human Skill	Business Economics-I
No. of Students with marks > 40	96	58	82	96	101	85	70
CO Attainment Percentage= (No. of Student get ) > 40/ Total no of Students)*100							
Course	Financial Accounting - I	Business Law-I	Business Statistics	Business Communication-I	Foundation Course-I	Foundation of Human Skill	Business Economics-I
CO Attainment Percentage	92.31	55.77	78.85	92.31	97.12	81.73	67.31

Attainment Level	1	2	3	4
Criteria	40 % 50%	51% to 60%	61% to 70%	More than 70%

Attainment Level	1	2	3	4
Criteria	40 % 50%	51% to 60%	61% to 70%	More than 70%

Course	Financial Accounting - I	Business Law-I	Business Statistics	Business Communication-I	Foundation Course-I	Foundation of Human Skill	Business Economics -I
CO Attainment Percentage	92.31	55.77	78.85	92.31	97.12	81.73	67.31
CO attainment Levels- OOP	4	2	4	4	4	4	3



Hence, the Attainment Level is Level 4 for 5 subjects, Level 3 for 1 subject and the set target level is Level 3. Therefore the Course Outcome is fully attained. But for Business Law Attainment Level is 2 and the set target level is Level 3 so to attain level 3 remedial lectures was taken to achieve Attainment Level 3.

## 2.6.2\_1. Attainment Evaluation of Course Outcomes

# Course Outcome Attainment Evaluation

(SAMPLE)



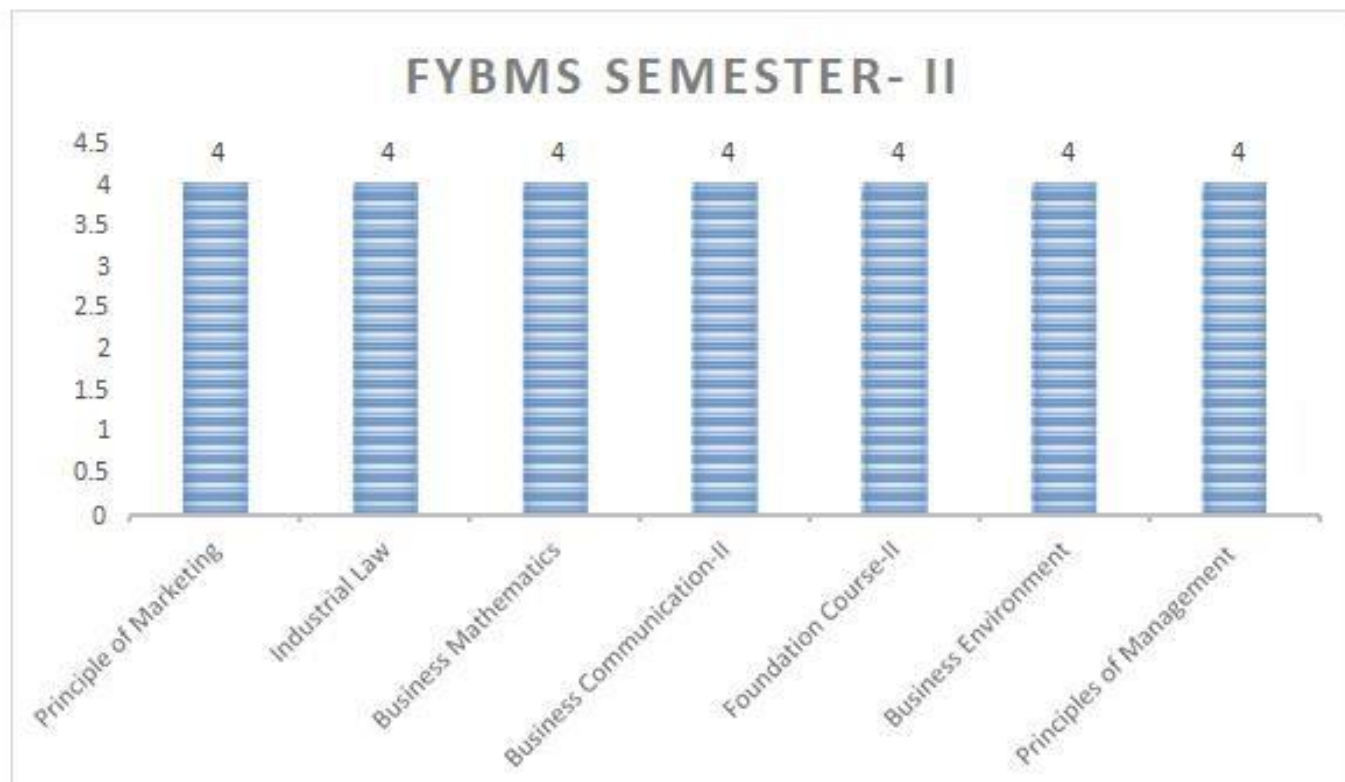
Academic Year	2021-22	Class	FYBMS
Program	BMS	SEMESTER	II
Total Number of Students	104		

### No. of Students Attained COs

Course	Principle of Marketing	Industrial Law	Business Mathematics	Business Communication-II	Foundation Course-II	Business Environment	Principles of Management
No. of Students with marks > 40	98	89	96	97	100	95	95
CO Attainment Percentage=(No. of Student get ) > 40/ Total no of Students)*100							
						Business	Principles of

Course  
CO  
Attain  
t  
Percent

Co  
C  
Attain  
Perce  
CO att  
Levels



Hence, the attainment level is Level 4 and the set target level is level 3.

Therefore the course outcome is fully attained.

## 2.6.2\_1. Attainment Evaluation of Course Outcomes

# Course Outcome Attainment Evaluation

(SAMPLE)



Smt. Durgadevi Sharma Charitable Trust's

# Chandrabhan Sharma College

of Arts, Commerce & Science

(Hindi Linguistic Minority Institution)

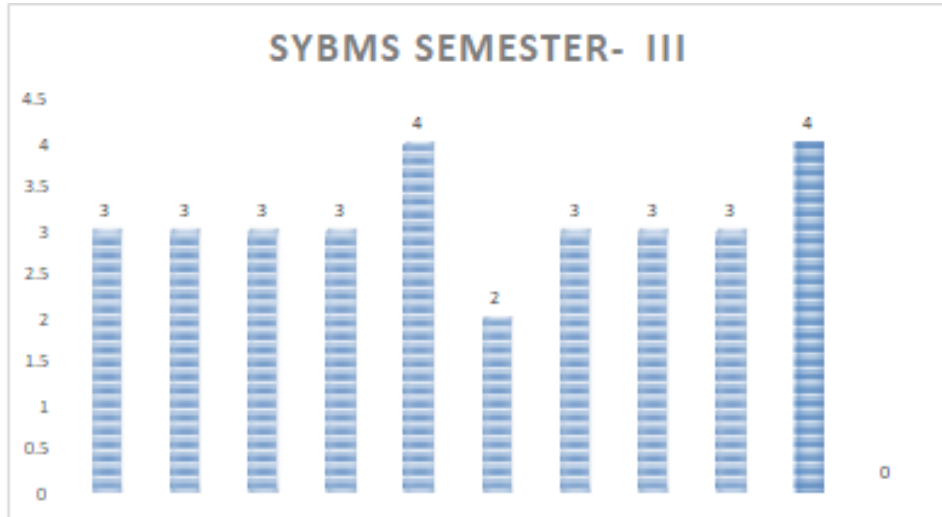
(Affiliated to the University of Mumbai)

Accredited by NAAC 'B+'

		Academic Year		2021-22	
		Program		BMS	
		Total Number of Students		143	
		Class		SEMESTER III	
		SYBMS			
CO Attainment Percentage	Course	No. of Students with marks > 40	Course	No. of Students Attained COs	
	Introduction to Cost Accounting 75	52	Introduction to Cost Accounting 75		
	Corporate Finance 75	51	Corporate Finance 75		
	Consumer Behaviour 38	26	Consumer Behaviour 38		
	Advertising 38	26	Advertising 38		
	Recruitment & Selection 30	26	Recruitment & Selection 30		
	Organisation Behaviour & HRM 30	25	Organisation Behaviour & HRM 30		
	Information Technology in BM	16	Information Technology in BM		
	Environment Management	96	Environment Management		
	Business Planning & EM	93	Business Planning & EM		
	Accounting for Managerial Decision	91	Accounting for Managerial Decision		
	Strategic Management	114	Strategic Management		
	55				
		CO Attainment Percentage = (No. of Student get) > 40 / Total no of Students * 100			
	69.33				
	68				
	68.42				
	68.42				
	83.33				
	53.33				
	67.13				
	65.03				
	63.64				
	79.72				
	38.46				

CO Attainment sent Percenta ge	CO attainme nt Levels- OOP	Course
69.33	3	Introduction to Cost Accounting 75
68	3	Corporate Finance 75
68.42	3	Consumer Behaviour 38
68.42	3	Advertising 38
83.33	4	Recruitment & Selection 30
53.33	2	Organisation Behaviour & HRM 30
67.13	3	Information Technology in BM
65.03	3	Environment Management
63.64	3	Business Planning & EM
79.7 2	4	Accounting for Managerial Decision
38.4 6	0	Strategic Management

Attainment Level	1	2	3	4
Criteria	40% 50%	51% to 60%	61% to 70%	More than 70%



Hence, the Attainment Level is Level 3 for 7 subjects, Level 4 for 2 subject and the set target level is Level 3. Therefore the Course Outcome is fully attained.

But for course Organisation Behaviour & HRM & Strategic Management Attainment Level is 2 and 0 the set target level is Level 3 so to attain level 3 remedial lectures was taken to achieve Attainment Level 3.

## 2.6.2\_1. Attainment Evaluation of Course Outcomes

# Course Outcome Attainment Evaluation

(SAMPLE)



CO	Course	No. of Students with marks > 40	CO Attainment Percentage = (No. of Student get) > 40 / Total no of Students * 100
94.40	Information Technology	135	
62.93	Business Economics II	90	
57.34	Business Research Methods	82	
82.52	Ethic & Governance	118	
84.62	Production & Total Quality Mgmt	121	
89.67	Training & Development in HRM	26	
85.71	Conflict & Negotiation	24	
78.94	Integrated Marketing Communication	30	
68.42	Event Marketing	26	
34.67	Financial Institution & Markets	26	
85.33	Auditing	64	

Academic Year	Program	Total Number of Students
2021-22	BMS	143

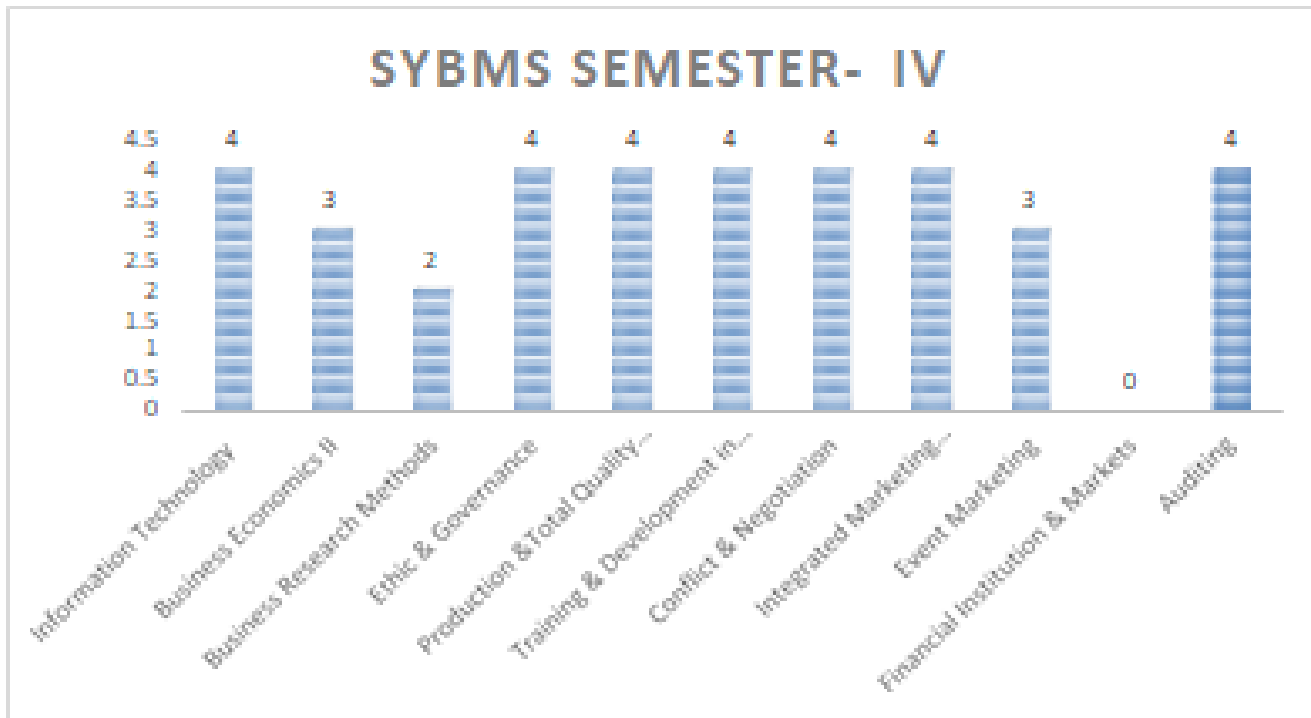
  

Class	SEMESTER	SYBMS
	IV	



CO attainment in Levels OOP	CO Attainment Percentage	Course
4	94.40	Information Technology
3	62.93	Business Economics II
2	57.34	Business Research Methods
4	82.52	Ethic & Governance
4	84.62	Production & Total Quality Mgmt
4	89.67	Training & Development in HRM
4	85.71	Conflict & Negotiation
4	78.94	Integrated Marketing Communication
3	68.42	Event Marketing
0	34.67	Financial Institution & Markets
4	85.33	Auditing

Attainment Level	1	2	3	4
Criteria	40% to 50%	51% to 60%	61% to 70%	More than 70%



Hence, the Attainment Level is Level 4 for 7 subjects, Level 3 for 2 subject and the set target level is Level 3. Therefore the Course Outcome is fully attained. But for course Business Research Methods & Financial Institution & Markets Attainment Level is 2 and 0 the set target level is Level 3 so to attain level 3 remedial lectures was taken to achieve Attainment Level 3.



Smt. Durgadevi Sharma Charitable Trust's

# Chandrabhan Sharma College

of Arts, Commerce & Science

(Hindi Linguistic Minority Institution)

(Affiliated to the University of Mumbai)

Accredited by NAAC 'B+'

# ACADEMIC YEAR 2022 – 2023

## 2.6.2\_2. Attainment Evaluation of Programme Outcomes

# Programme Outcome Attainment Evaluation (SAMPLE)

**Programme Outcome Attainment Level**

Level 1 : Greater than 0 less than 1= Average

Level 2: Greater than 1 less than 2= Good

Level 3: Greater than 2 less than 3= Very Good

Level 4: More than 3 = Excellent

PO attainment = 80% (Average attainment level by Direct method)

+

20% (Average attainment level by Indirect Method)

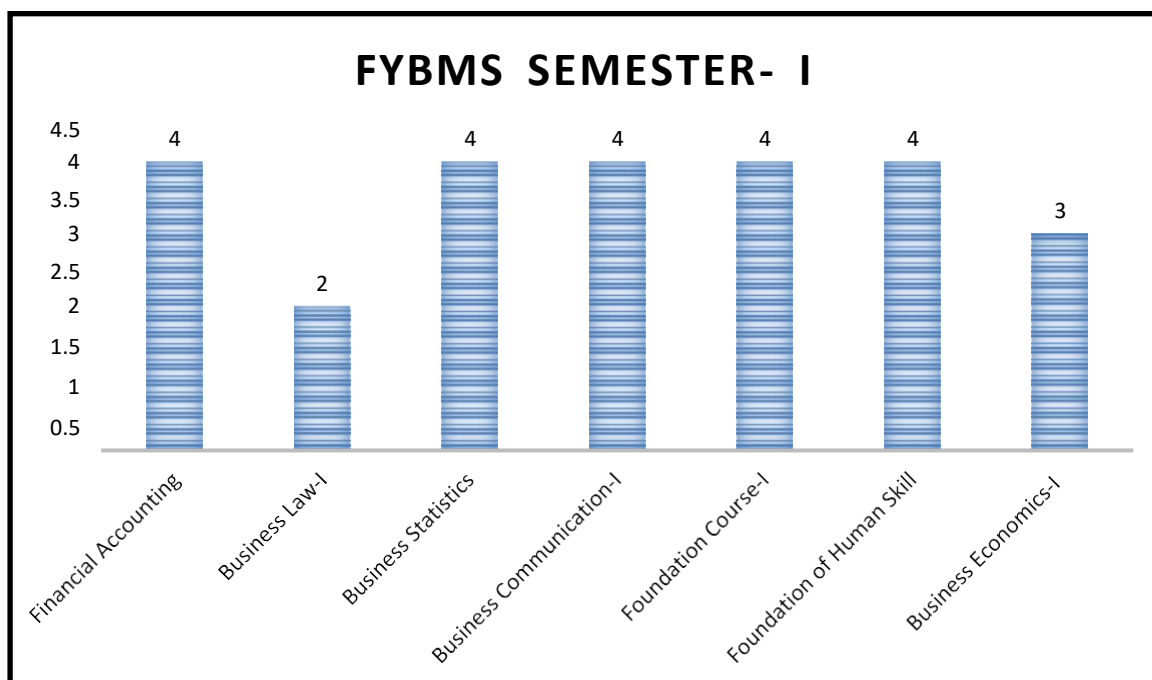
Academic Year	2022-23	Class	FYBMS
Program	BMS	SEMESTER	I
Total Number of Students	104		

No. of Students Attained COs							
Course	Financial Accounting - I	Business Law-I	Business Statistics	Business Communication-I	Foundation Course-I	Foundation of Human Skill	Business Economics-I
No. of Students with marks > 40	96	58	82	96	101	85	70
CO Attainment Percentage= (No. of Student get ) > 40/ Total no of Students)*100							
Course	Financial Accounting - I	Business Law-I	Business Statistics	Business Communication-I	Foundation Course-I	Foundation of Human Skill	Business Economics-I
CO Attainment Percentage	92.31	55.77	78.85	92.31	97.12	81.73	67.31

Attainment Level	1	2	3	4
Criteria	40 % to 50%	51% to 60%	61% to 70%	More than 71%

Course	Financial Accounting –I	Business Law	Business Statistics	Business Communication-I	Foundation Course-I	Foundation of Human Skill	Business Economics-I
CO Attainment Percentage	92.31	55.77	78.85	92.31	97.12	81.73	67.31
CO attainment Levels- OOP	4	2	4	4	4	4	3

Hence, the Attainment Level is Level 4 for 5 subjects, Level 3 for 1 subject and the set target level is Level 3. Therefore the Course Outcome is fully attained. But for Business Law Attainment Level is 2 and the set target level is Level 3 so to attain level 3 remedial lectures was taken to achieve Attainment Level 3.



PO Attainment = 80% (Average attainment level by Direct method)

=  $80/100 \times 4 = 3.2 + 20\%$  (Average Attainment level by indirect method)

=  $20/100 \times 4 = 0.8$

(PO attainment is based on Feedback Survey for Indirect

Method= 4) Total Programme Attainment level =  $3.2 + 0.8 = 4$

Hence, the Attainment Level is Level 4 for 5 subjects, Level 3 for 1 subject and the set target level is Level 3. Therefore the Course Outcome is fully attained. But for Business Law Attainment Level is 2 and the set target level is Level 3 so to attain level 3 remedial lectures was taken to achieve Attainment Level 3

## 2.6.2\_2. Attainment Evaluation of Programme Outcomes

# **Programme Outcome Attainment Evaluation (SAMPLE)**

## Programme Outcome Attainment Level

Level 1: Greater than 0 less than 1= Average

Level 2: Greater than 1 less than 2= Good

Level 3: Greater than 2 less than 3= Very Good

Level 4: More than 3 = Excellent

PO attainment = 80% (Average attainment level by Direct method)

+

20% (Average attainment level by Indirect Method)

Academic Year	2022-23	Class	FYBMS
Program	BMS	SEMESTER	II
Total Number of Students	104		

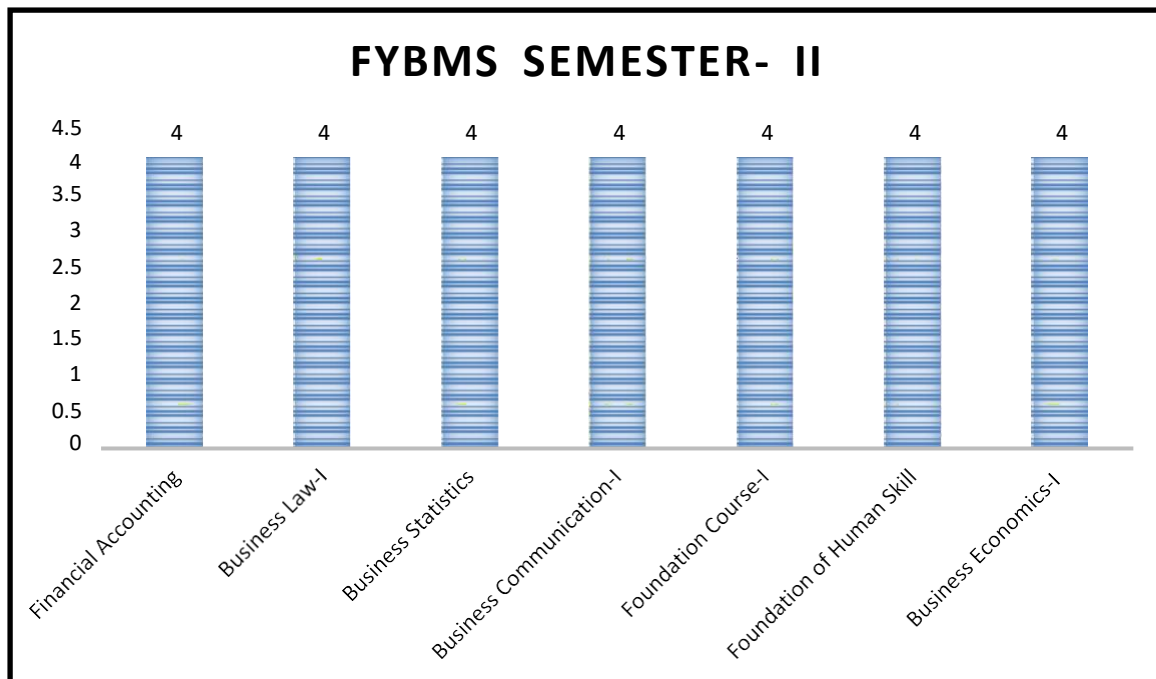
No. of Students Attained COs							
Course	Principle of Marketing	Industrial Law	Business Mathematics	Business Communication-II	Foundation Course-II	Business Environment	Principles of Management
No. of Students with marks > 40	98	89	96	97	100	95	95
CO Attainment Percentage= (No. of Student get ) > 40/ Total no of Students)*100							
Course	Principle of Marketing	Industrial Law	Business Mathematics	Business Communication-II	Foundation Course-II	Business Environment	Principles of Management
CO Attainment Percentage	94.23	85.58	92.31	93.27	96.15	91.35	91.35



Attainment Level	1	2	3	4
Criteria	40 % to 50%	51% to 60%	61% to 70%	More than 71%

Course	Principle of Marketing	Industrial Law	Business Mathematics	Business Communication-II	Foundation Course-II	Business Environment	Principles of Management
CO Attainment Percentage	94.23	85.58	92.31	93.27	96.15	91.35	91.35
CO attainment Levels-OOP	4	4	4	4	4	4	4

Hence, the Attainment Level is Level 4 and the set target level is Level 3. Therefore the Course Outcome is fully attained.



PO Attainment = 80% (Average attainment level by Direct method)

=  $80/100 \times 4 = 3.2 + 20\%$  (Average Attainment level by indirect method)

=  $20/100 \times 4 = 0.8$

(PO attainment is based on Feedback Survey for Indirect

Method= 4) Total Programme Attainment level =  $3.2 + 0.8 = 4$

Hence, the Attainment level is Level 4 and the set target level is level 3. Therefore the Programme Outcome is fully attained.

## 2.6.2\_2. Attainment Evaluation of Programme Outcomes

# **Programme Outcome Attainment Evaluation (SAMPLE)**

## Programme Outcome Attainment Level

Level 1 : Greater than 0 less than 1= Average

Level 2: Greater than 1 less than 2= Good

Level 3: Greater than 2 less than 3= Very Good

Level 4: More than 3 = Excellent

PO attainment = 80% (Average attainment level by Direct method) +

20% (Average attainment level by Indirect Method)

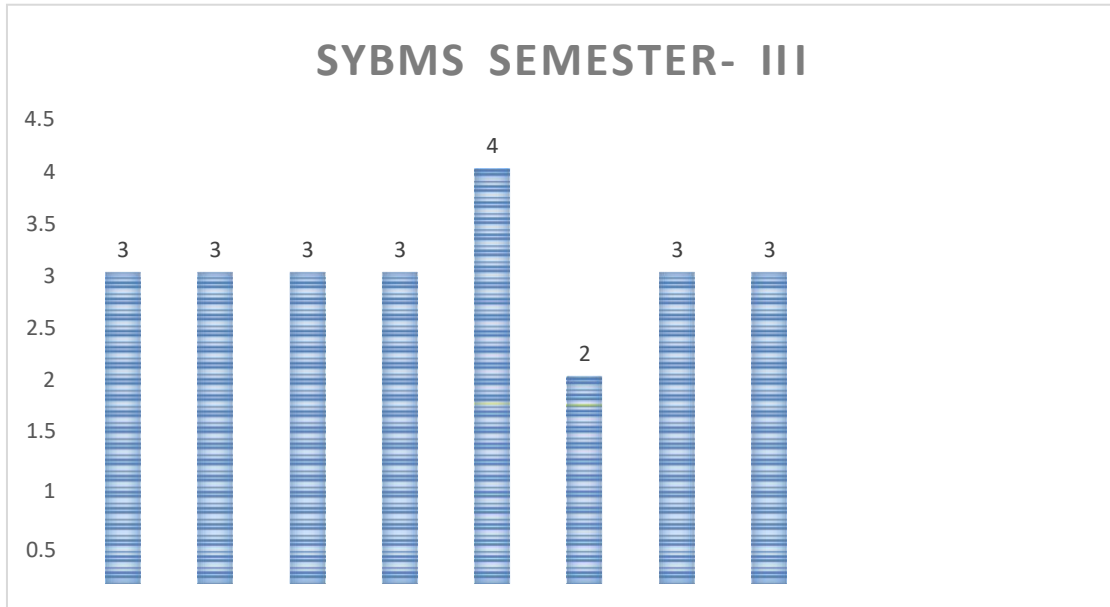
Academic Year	2022-23	Class	SYBMS
Program	BMS	SEMESTER	III
Total Number of Students	143		

No. of Students Attained COs											
Course	Introduction to Cost Accounting 75	Corporate Finance 75	Consumer Behaviour 38	Advertising 38	Recruitment & Selection 30	Organisation Behaviour & HRM 30	Information Technology in BM	Environment Management	Business Planning & EM	Accounting for Managerial Decision	Strategic Management
No. of Students with marks > 40	52	51	26	26	25	16	96	93	91	114	55
CO Attainment Percentage= (No. of Student get ) > 40/ Total no of Students)*100											
Course	Introduction to Cost Accounting	Corporate Finance	Consumer Behaviour	Advertising	Recruitment & Selection	Organisation Behaviour & HRM	Information Technology in BM	Environment Management	Business Planning & EM	Accounting for Managerial Decision	Strategic Management
CO Attainment Percentage	69.33	68	68.42	68.42	83.33	53.33	67.13	65.03	63.64	79.72	38.46

Attainment Level	1	2	3	4
Criteria	40 % 50%	51% to 60%	61% to 70%	More than 70%

Course	Introduction to Cost Accounting	Corporate Finance	Consumer Behaviour	Advertising	Recruitment & Selection	Organisation Behaviour & HRM	Information Technology in BM	Environment Management	Business Planning & EM	Accounting for Managerial Decision	Strategic Management
CO Attainment Percentage	69.33	68	68.42	68.42	83.33	53.33	67.13	65.03	63.64	79.72	38.46
CO attainment Levels-OOP	3	3	3	3	4	2	3	3	3	4	0

Hence, the Attainment Level is Level 3 for 7 subjects, Level 4 for 2 subject and the set target level is Level 3. Therefore the Course Outcome is fully attained. But for course Organisation Behaviour & HRM & Strategic Management Attainment Level is 2 and 0 the set target level is Level 3 so to attain level 3 remedial lectures was taken to achieve Attainment Level 3.



(PO attainment is based on Feedback Survey for Indirect

Method= 4) Total Programme Attainment level =  $3.2 + 0.8 = 4$

Hence, the Attainment Level is Level 3 for 7 subjects, Level 4 for 2 subject and the set target level is Level 3. Therefore the Course Outcome is fully attained. But for course Organisation Behaviour & HRM & Strategic Management Attainment Level is 2 and 0 the set target level is Level 3 so to attain level 3 remedial lectures was taken to achieve Attainment Level 3.

# 2.6.2\_2. Attainment Evaluation of Programme Outcomes

# Programme Outcome Attainment Evaluation (SAMPLE)

## **Programme Outcome Attainment Level**

Level 1 : Greater than 0 less than 1= Average

Level 2: Greater than 1 less than 2= Good

Level 3: Greater than 2 less than 3= Very Good

Level 4: More than 3 = Excellent

PO attainment = 80% (Average attainment level by Direct method)+

20% (Average attainment level by Indirect Method)



Academic Year	2022-23	Class	SYBMS
Program	BMS	SEMESTER	IV
Total Number of Students			

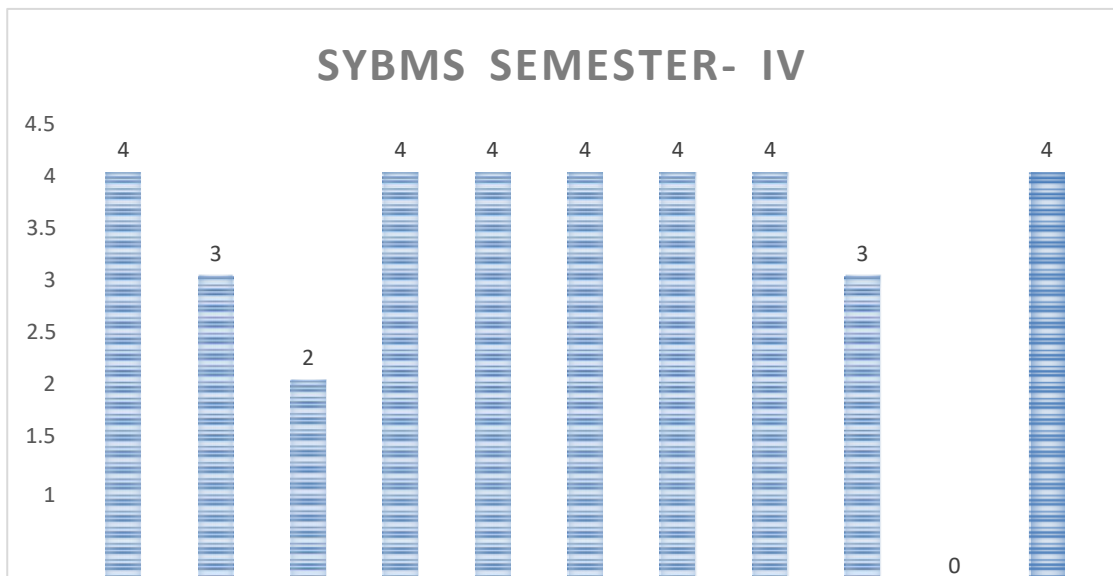
No. of Students Attained COs											
Course	Information Technology	Business Economics II	Business Research Methods	Ethic & Governance	Production & Total Quality Mgmt	Training & Development in HRM	Conflict & Negotiation	Integrated Marketing Communication	Event Marketing	Financial Institution & Markets	Auditing
No. of Students with marks > 40	135	90	82	118	121	26	24	30	26	26	64
CO Attainment Percentage = (No. of Student get ) > 40/ Total no of Students)*100											
Course	Information Technology	Business Economics II	Business Research Methods	Ethic & Governance	Production & Total Quality Mgmt	Training & Development in HRM	Conflict & Negotiation	Integrated Marketing Communication	Event Marketing	Financial Institution & Markets	Auditing
CO Attainment Percentage	94.40	62.93	57.34	82.52	84.62	89.67	85.71	78.94	68.42	34.67	85.33



Attainment Level	1	2	3	4
Criteria	40 % 50%	51% to 60%	61% to 70%	More than 70%

Course	CO Attainment Percentage	1	2	3	4
Information Technology	94.40				
Business Economics II	62.93				
Business Research Methods	57.34				
Ethic & Governance	82.52				
Production & Total Quality Mgmt	84.62				
Training & Development in HRM	89.67				
Conflict & Negotiation	85.71				
Integrated Marketing Communication	78.94				
Event Marketing	68.42				
Financial Institution & Markets	34.67				
Auditing	85.33				

Hence, the Attainment Level is Level 4 for 7 subjects, Level 3 for 2 subject and the set target level is Level 3. Therefore the Course Outcome is fully attained. But for course Business Research Methods & Financial Institution & Markets Attainment Level is 2 and 0 the set target level is Level 3 so to attain level 3 remedial lectures was taken to achieve Attainment Level 3



PO Attainment = 80% (Average attainment level by Direct method) =  $80/100 \times 4 = 3.2 +$

20% (Average Attainment level by indirect method) =  $20/100 \times 4 = 0.8$

**(PO attainment is based on Feedback Survey for Indirect Method= 4)**

Total Programme Attainment level =  $3.2 + 0.8 = 4$

Hence, the Attainment Level is Level 4 for 7 subjects, Level 3 for 2 subject and the set target level is Level 3. Therefore the Course Outcome is fully attained. But for course Business Research Methods & Financial Institution & Markets Attainment Level is 2 and 0 the set target level is Level 3 so to attain level 3 remedial lectures was taken to achieve Attainment Level 3.